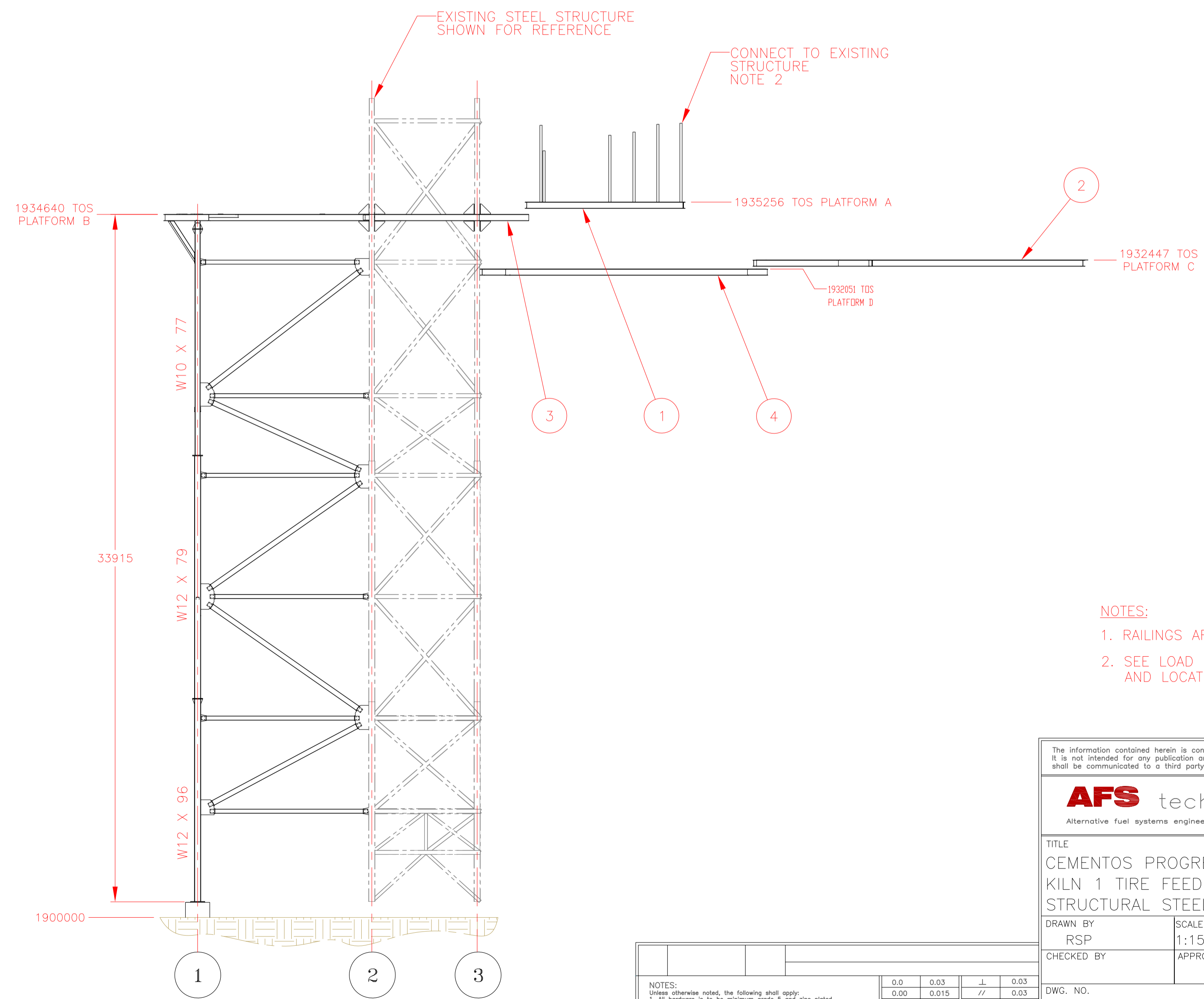
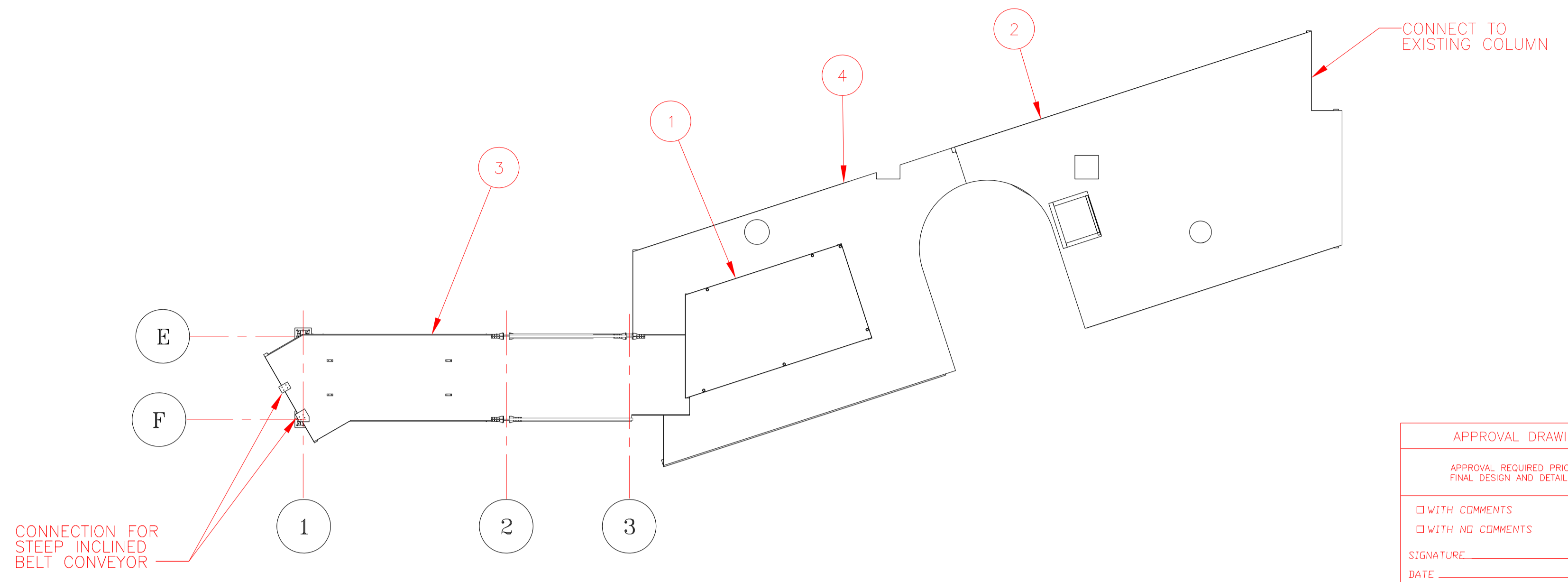
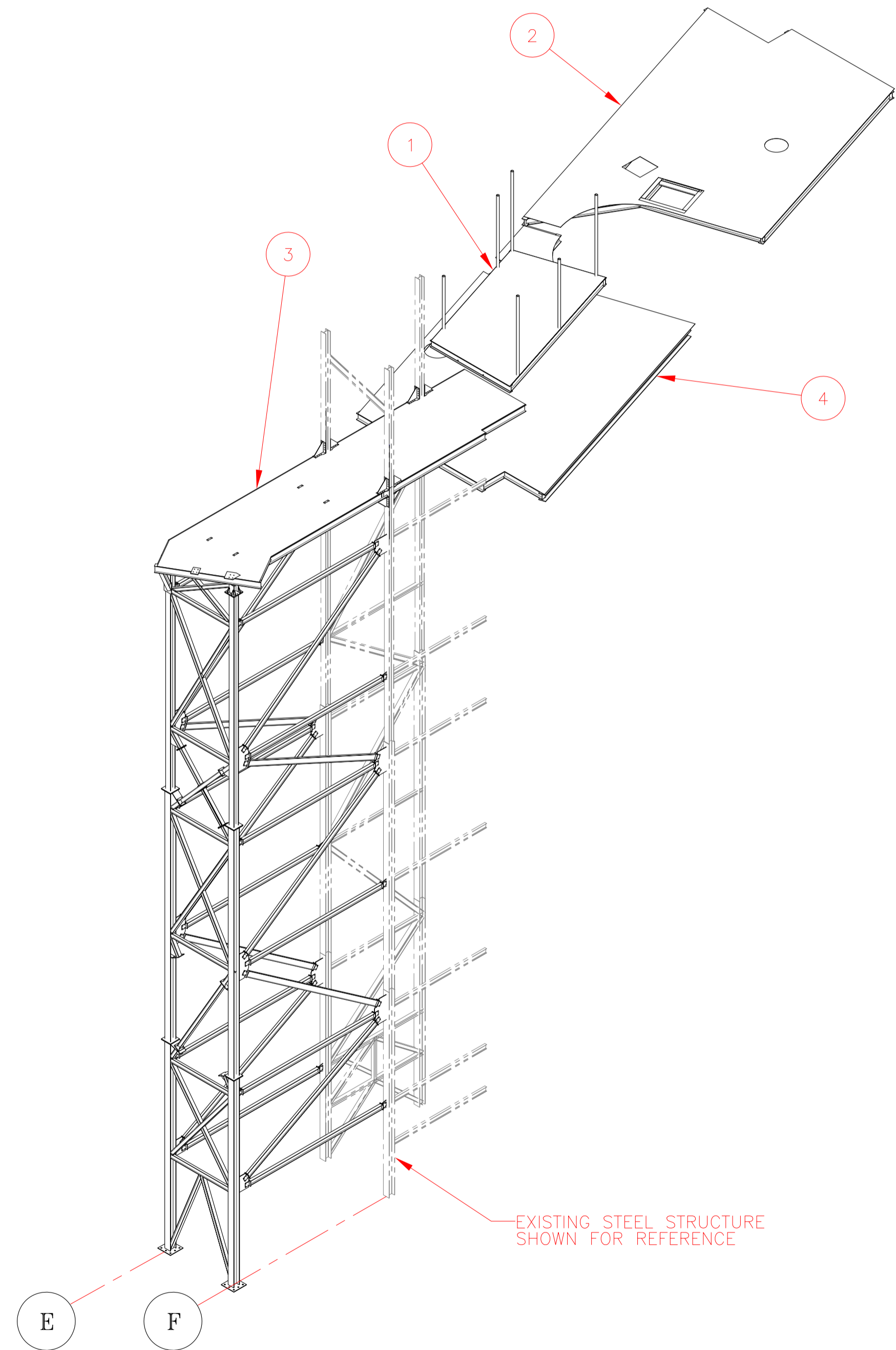


ITEM NO.	DRAWING NUMBER	DESCRIPTION	QTY.
1	1530SS201	PLATFORM A	1
2	1530SS301	PLATFORM B	1
3	1530SS401	PLATFORM C	1
4	1530SS501	PLATFORM D	1



APPROVAL DRAWING
APPROVAL REQUIRED PRIOR TO FINAL DESIGN AND DETAILING
<input type="checkbox"/> WITH COMMENTS
<input type="checkbox"/> WITH NO COMMENTS
SIGNATURE _____
DATE _____

- NOTES:
- RAILINGS ARE NOT SHOWN
 - SEE LOAD DIAGRAM FOR FORCES AND LOCATIONS

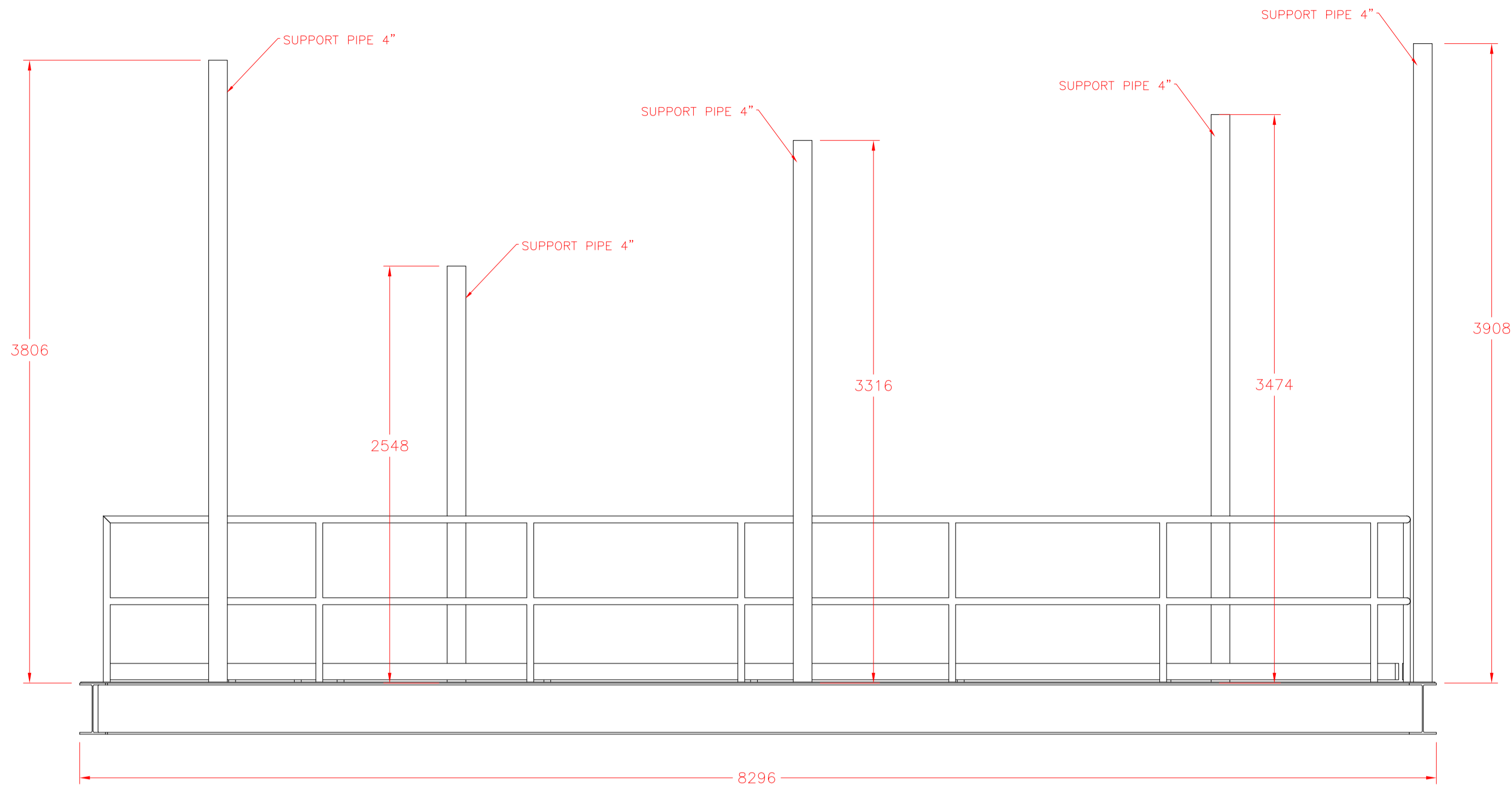
The information contained herein is confidential and the property of AFS Technology, LLC. It is not intended for any publication and is issued with the understanding that no part thereof shall be communicated to a third party without written authorization from AFS Technology, LLC.

AFS technology
Alternative fuel systems engineered for cement kilns

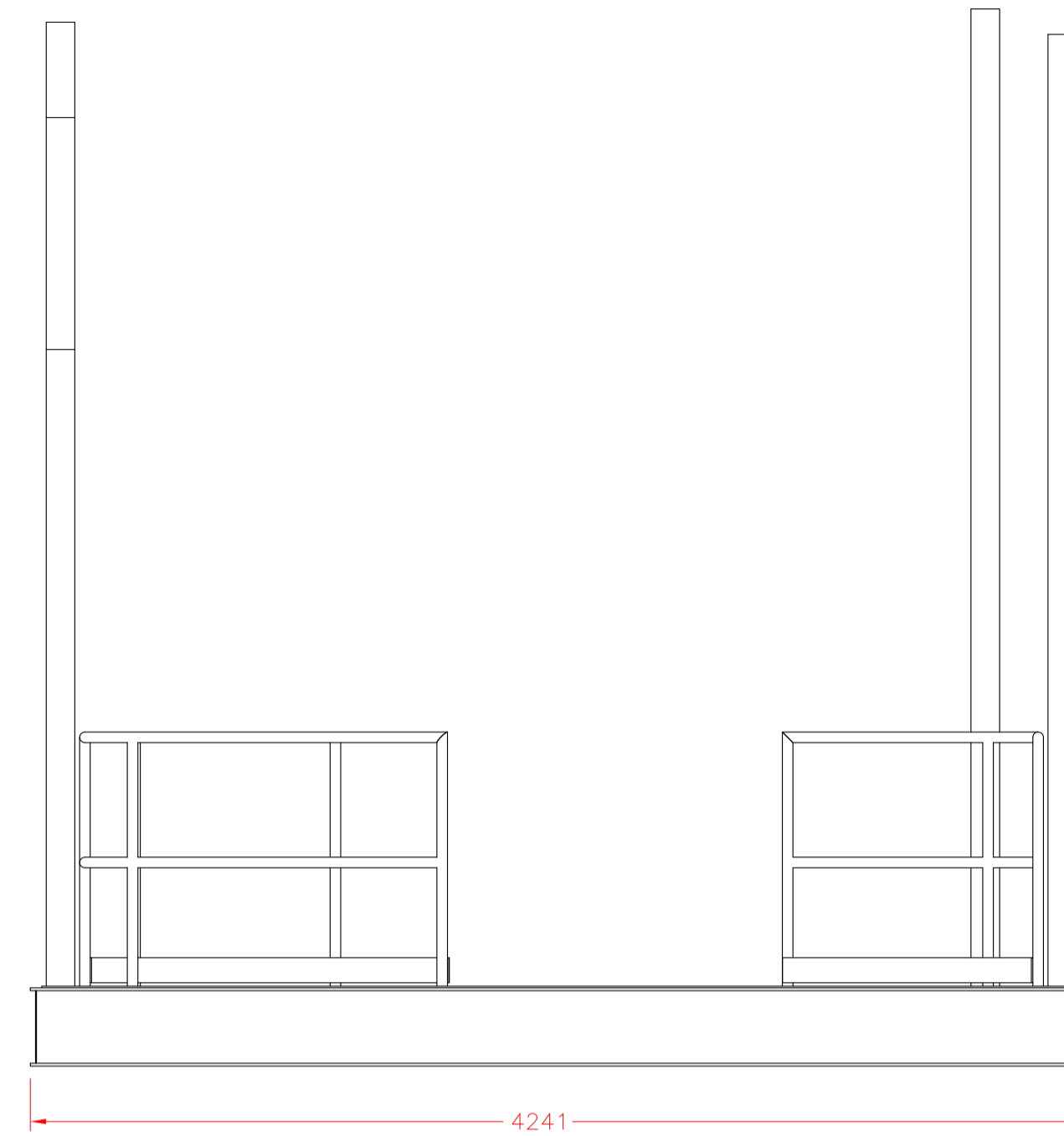
4060 Gibson Drive
Tipp City, Ohio 45371 USA
Phone: 937 669 3548
Fax: 937 300 5404
www.afstechnology.com

TITLE CEMENTOS PROGRESO – SAN GABRIEL KILN 1 TIRE FEED SYSTEM STRUCTURAL STEEL ASSEMBLY		
DRAWN BY RSP	SCALE 1:150	DATE 2/21/2018
CHECKED BY	APPROVED —	PROJECT# 1530
DWG. NO. 1530SS101	SHEET NO. 1 OF 1	

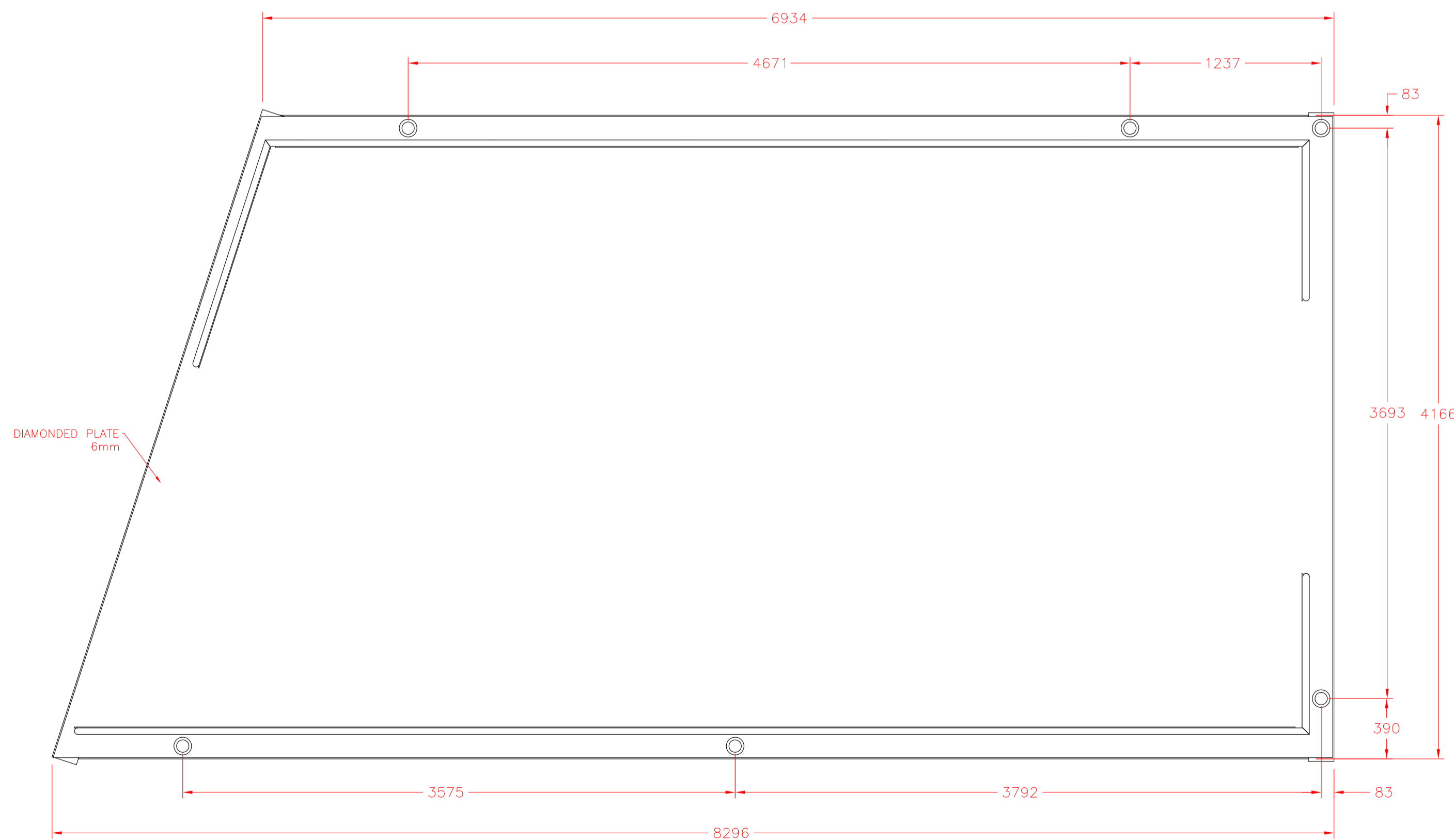
NOTES:	0.0	0.03	∟	0.03
Unless otherwise noted, the following shall apply:	0.00	0.015	//	0.03
1. All hardware is to be minimum grade 5 and zinc plated.	0.000	0.005	□	0.03
2. Point is to be Interlock two-part epoxy with minimum 5 mil DFT.	x/s	1/32	—	0.03
3. Surface prep to be SSPC 2/S.	⊙	0.03	z	0.03
4. All welds and corners are to be spot primed.				



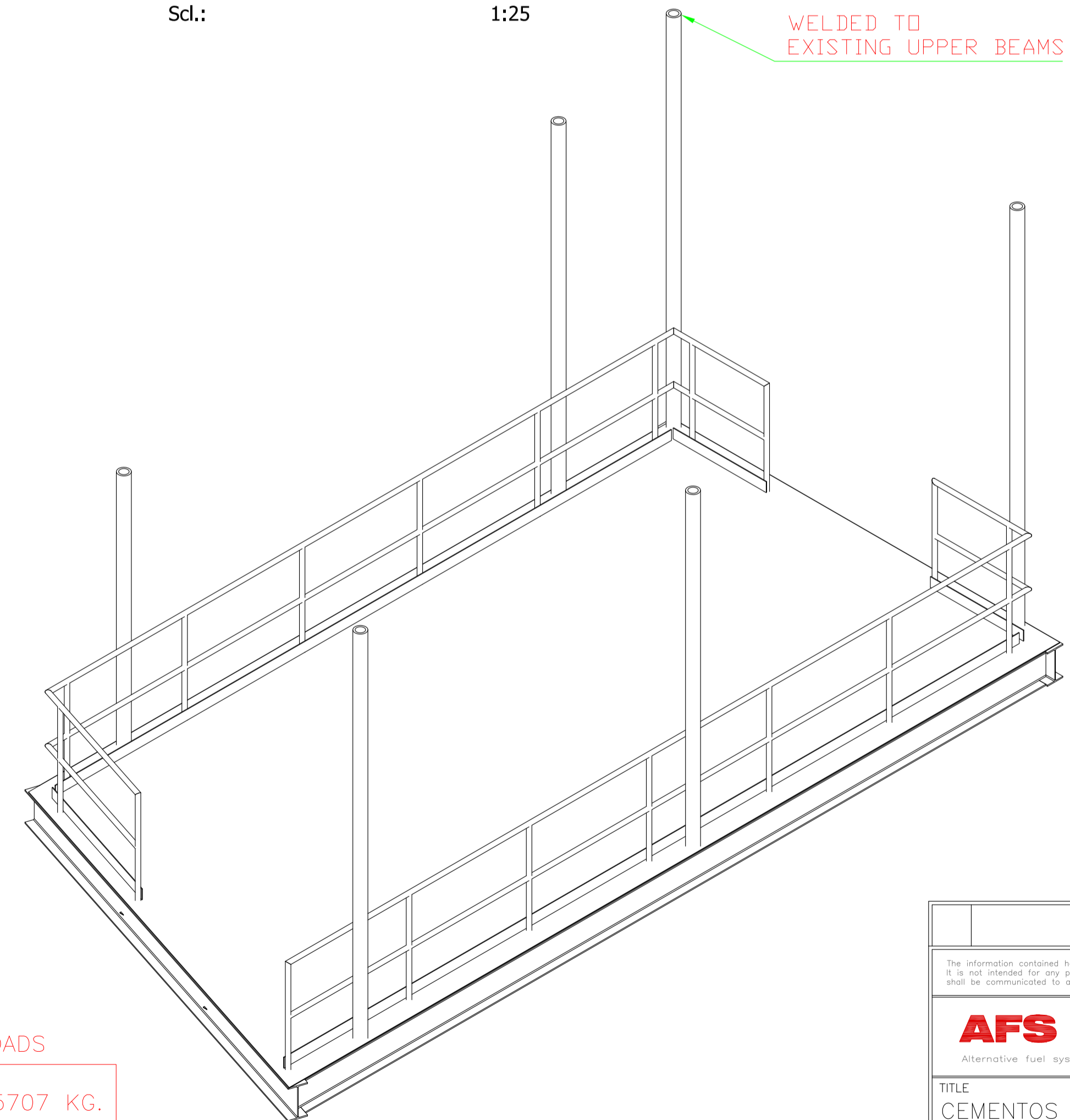
ELEVATION PLATFORM A
 Scl.: 1:25



SIDE VIEW PLATFORM A
 Scl.: 1:25



VIEW PLAN PLATFORM A
 Scl.: 1:25



ISOMETRIC VIEW
 Scl.: W:E

PLATFORM "A" STATIC LOADS

*STRUCTURAL WEIGHT = 5707 KG.
 AFS EQUIPMENT = 3400 KG.
 LIVE LOAD ON FLOOR = 7750 KG.
 ONLY FOR CALCULATIONS
 250 (Kg/m²).
 TOTAL WEIGHT = 16857 KG.

* INCLUDE PLATFORM STRUCTURE
 HAND RAIL, FLOOR, DIAMOND PLATE 6 (mm)
 HANGING AND BEAM SUPPORTS

NOTES:
 Unless otherwise noted, the following shall apply:
 1. All hardware to be minimum grade 5.8 and zinc plated.
 2. Holes to be drilled two-part epoxy with minimum 5 mil D.P.
 3. Surface prep to be SSPC 2/1.
 4. All welds and corners are to be spot primed.

0.0	.75	∟	.75
0.00	.40	//	.75
0.000	.15	□	.75
	—	—	.75
∅	.75	∠	.75

The information contained herein is confidential and the property of AFS Technology, LLC. It is not intended for any publication and is issued with the understanding that no part thereof shall be communicated to a third party without written authorization from AFS Technology, LLC.

AFS technology
 Alternative fuel system engineered for cement kilns

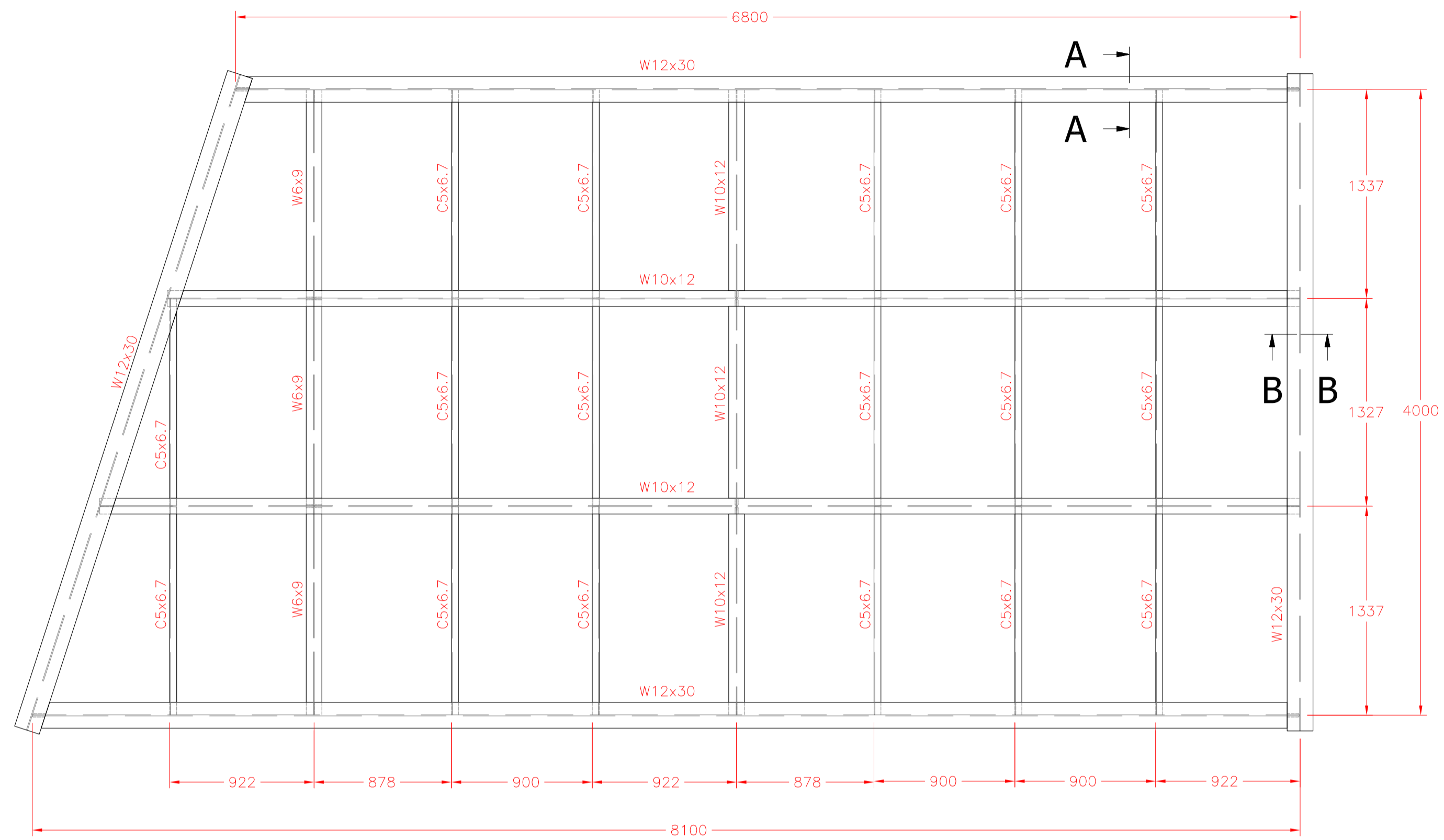
4060 Gibson Drive
 Tapp, Ohio 43071
 USA
 Phone: 614 669 3548
 Fax: 614 300 5404
 www.afstechnology.com

TITLE
 CEMENTOS PROGRESO – SAN GABRIEL
 KILN 1 TIRE FEED SYSTEM
 PLATFORM A GENERAL

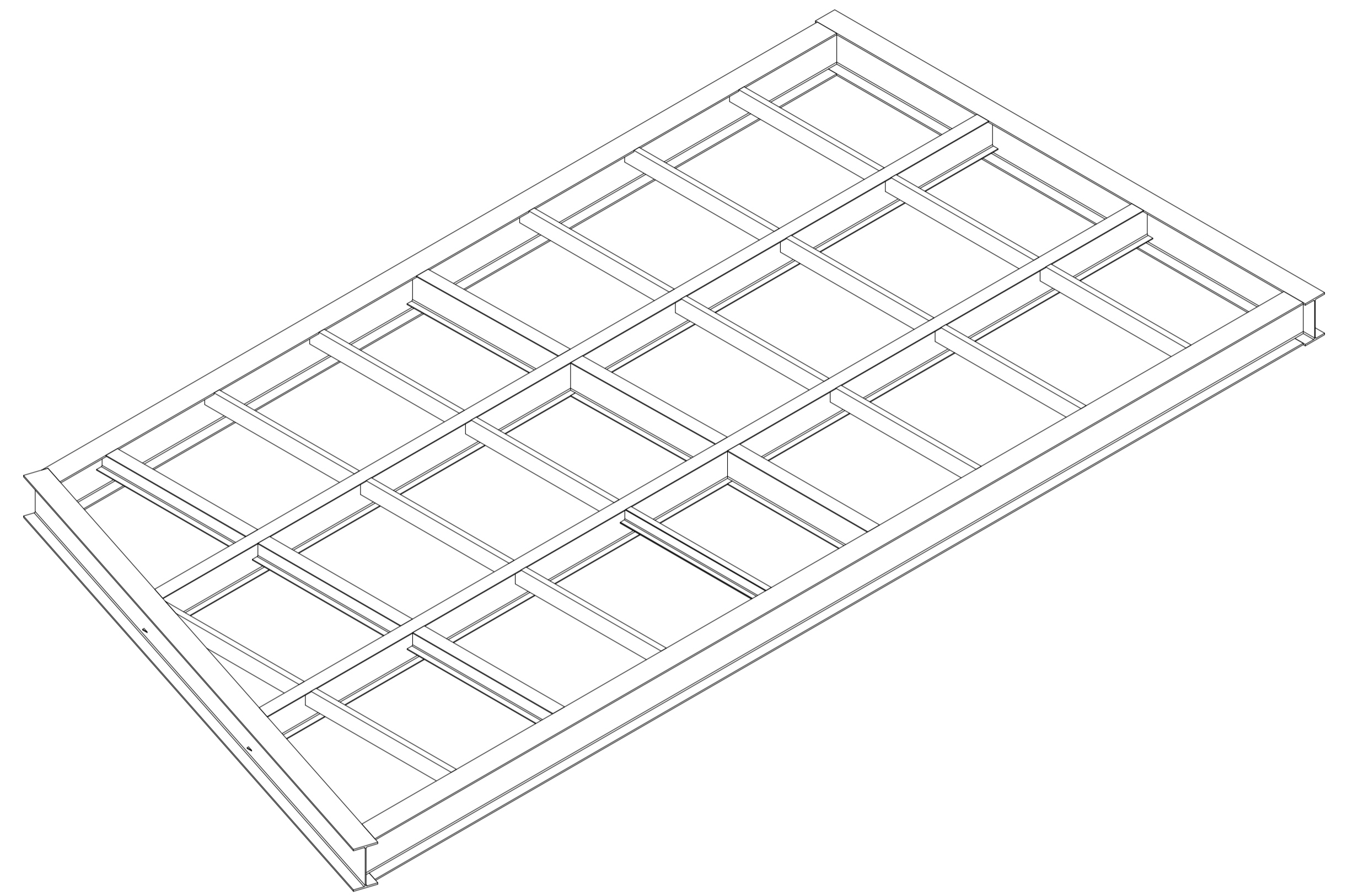
DRAWN BY RCG **SCALE** 1:50 **DATE** 20180121

CHECKED BY **APPROVED** **PROJECT#**

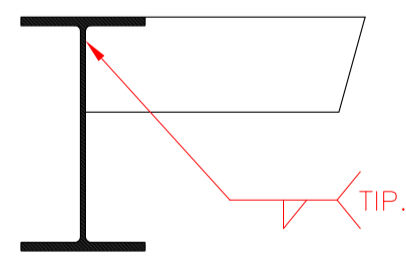
DWG. NO. 1530SS201 **SHEET NO.** OF



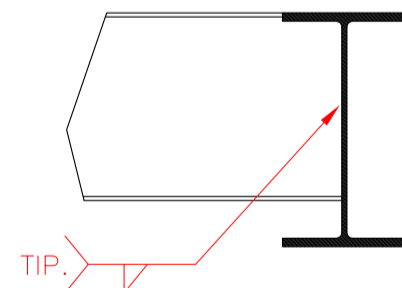
VIEW PLANT STRUCTURE PLATFORM A
 Scl.: 1:25



ISOMETRIC VIEW
 Scl.: W:E



SECTION A-A
 Scl.: 1:10



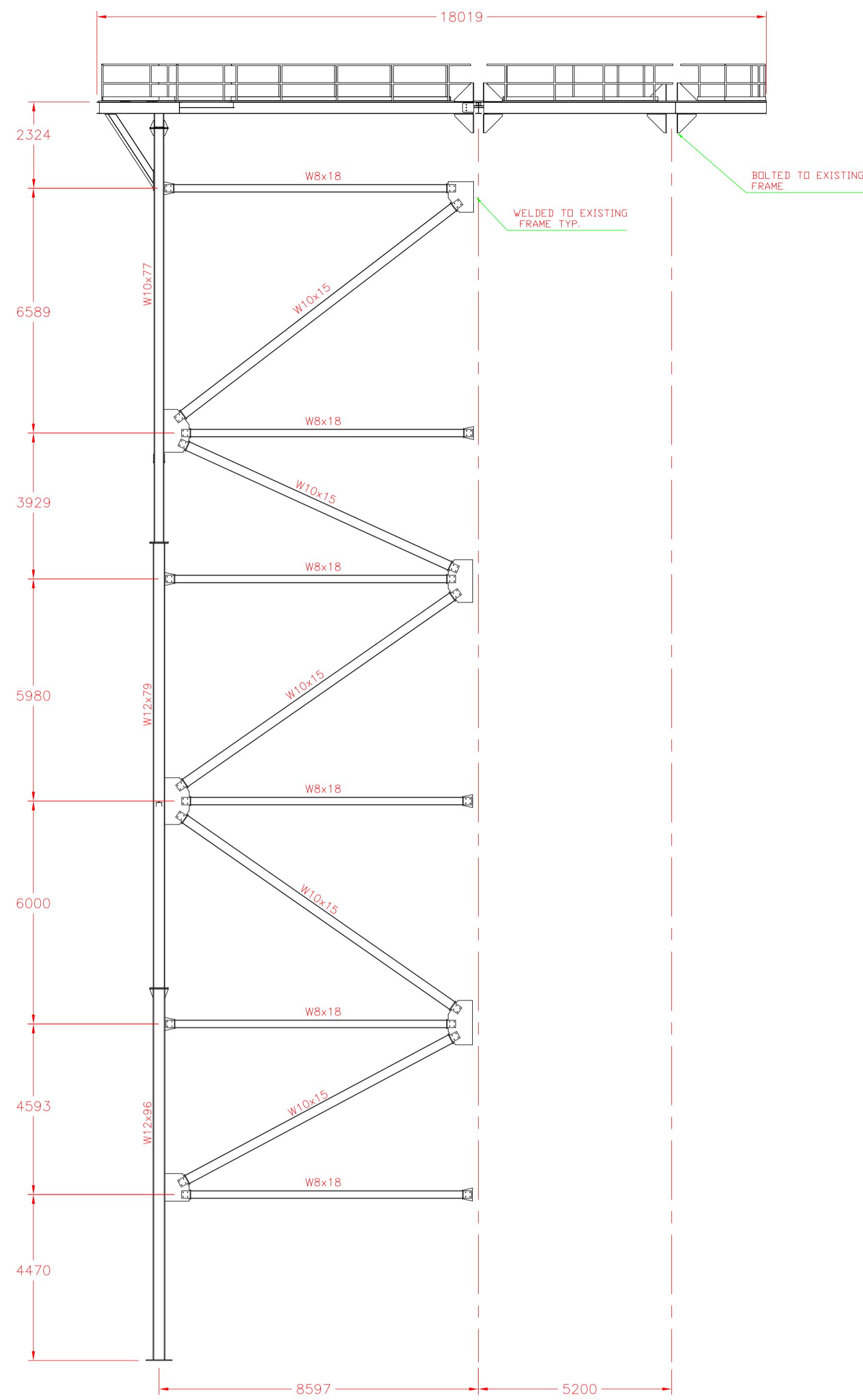
SECTION B-B
 Scl.: 1:10

TOTAL WEIGTH = 4933 KG.

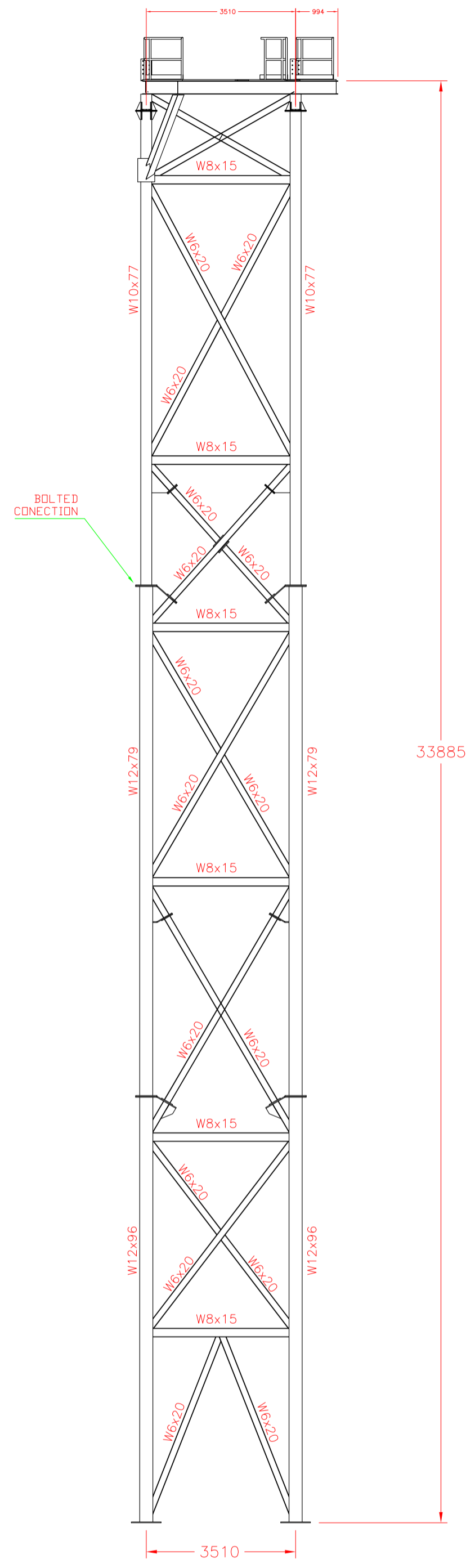
NOTES:
 Unless otherwise noted, the following shall apply:
 1. All hardware to be minimum grade 5.8 and zinc plated.
 2. Paint to be an industrial two-part epoxy with minimum 5 mil DFT.
 3. Surface prep to be SSPC 2/5.
 4. All welds and corners are to be spot primed.

0.0	.75	∟	.75
0.00	.40	//	.75
0.000	.15	□	.75
		—	.75
∅	.75	∠	.75

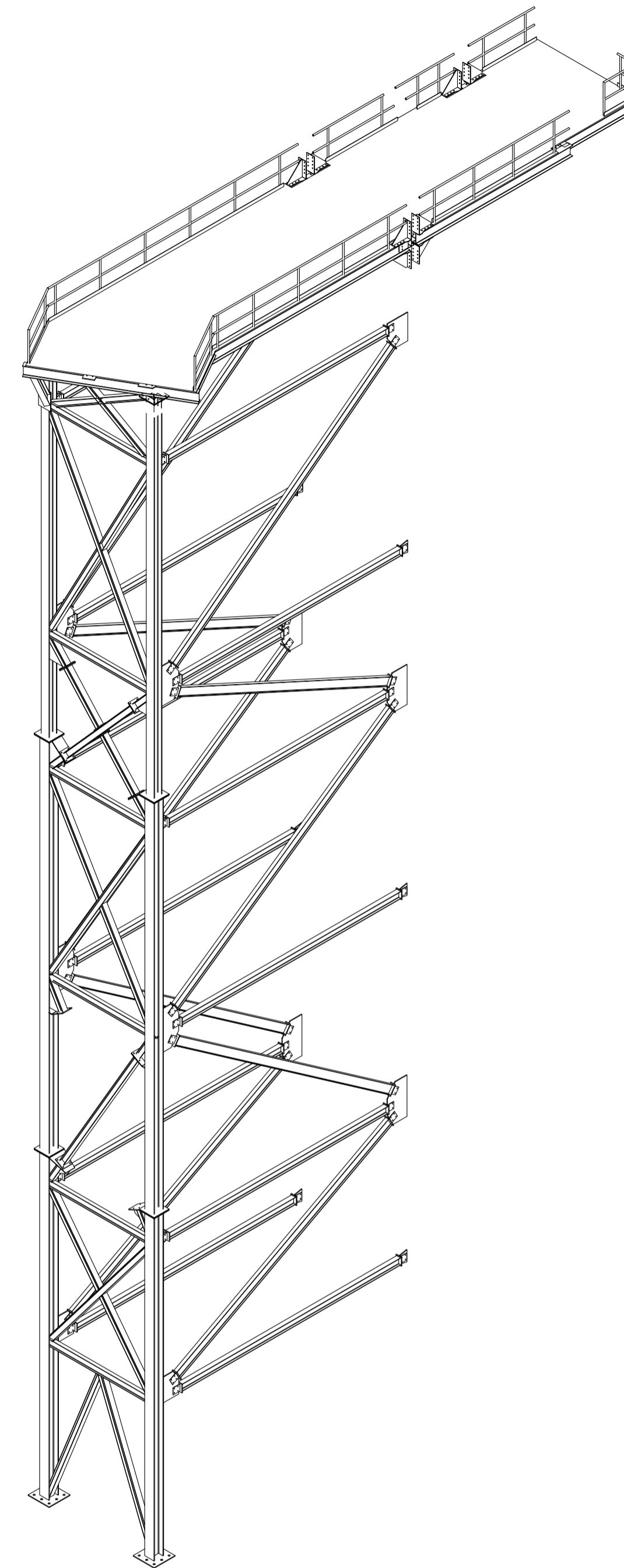
<small>The information contained herein is confidential and the property of AFS Technology, LLC. It is not intended for any publication and is issued with the understanding that no part thereof shall be communicated to a third party without written authorization from AFS Technology, LLC.</small>		
AFS technology <small>Alternative fuel system engineered for cement kilns</small>		<small>4060 Gibson Drive Tipp City, Ohio 45371 USA Phone: 937 669 3548 Fax: 858 300 5404 www.afstechnology.com</small>
TITLE CEMENTOS PROGRESO – SAN GABRIEL KILN 1 TIRE FEED SYSTEM PLATFORM A STRUCTURE		
DRAWN BY RCG	SCALE 1:50	DATE 20180221
CHECKED BY	APPROVED	PROJECT#
DWG. NO. 1530SS202	SHEET NO. OF	



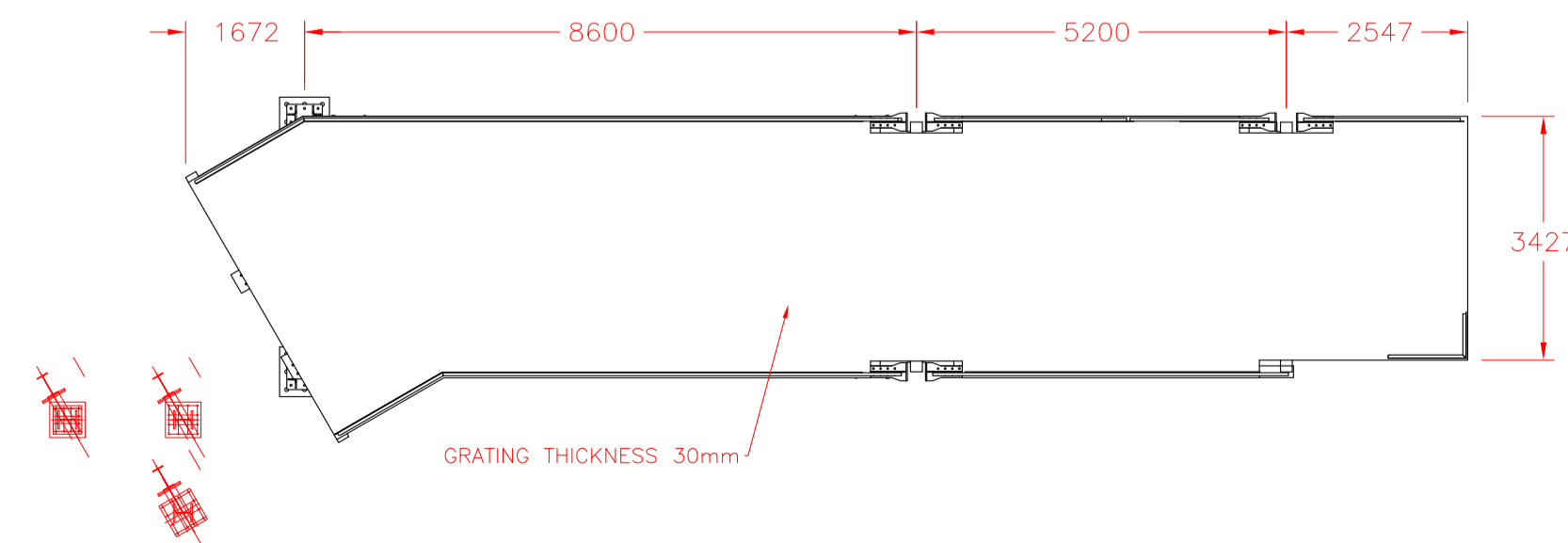
ELEVATION PLATFORM B
Scl.: 1:100



SIDE VIEW PLATFORM B
Scl.: 1:100



ISOMETRIC VIEW
Scl.: W:E



VIEW PLANT PLATFORM B
Scl.: 1:100

PLATFORM "B" STATIC LOADS

*STRUCTURAL WEIGHT = 30585 KG.
 AFS EQUIPMENT = 12300 KG.
 LIVE LOAD ON FLOOR = 15000 KG.
 ONLY FOR CALCULATIONS
 250 (Kg/m2).
 TOTAL WEIGHT = 57885 KG.

*INCLUDE PLATFORM STRUCTURE
 HAND RAIL, FLOOR, DIAMOND PLATE 6 (mm)
 HANGING AND BEAM SUPPORTS

NOTES:

1. Unless otherwise noted, the following shall apply:
2. All dimensions are to be minimum gross size and are plotted.
3. Surface prep to be SSPC 2/1.
4. All welds and corners are to be spot primed.

0.0	.75	∟	.75
0.00	.40	∥	.75
0.000	.15	□	.75
		—	.75
©	.75	∠	.75

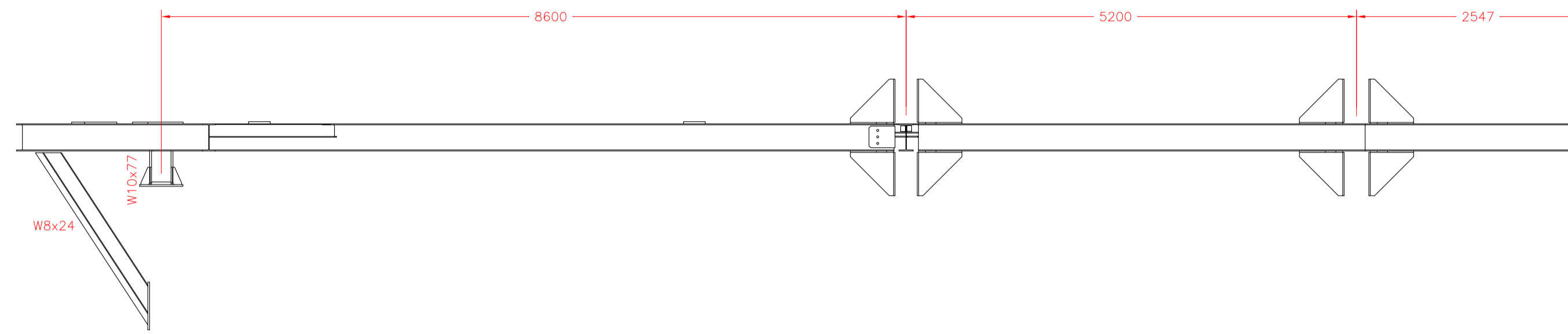
The information contained herein is confidential and the property of AFS Technology, LLC. It is not intended for any publication and is issued with the understanding that no part thereof shall be communicated to a third party without written authorization from AFS Technology, LLC.

AFS technology
 Alternative fuel system engineered for cement kilns

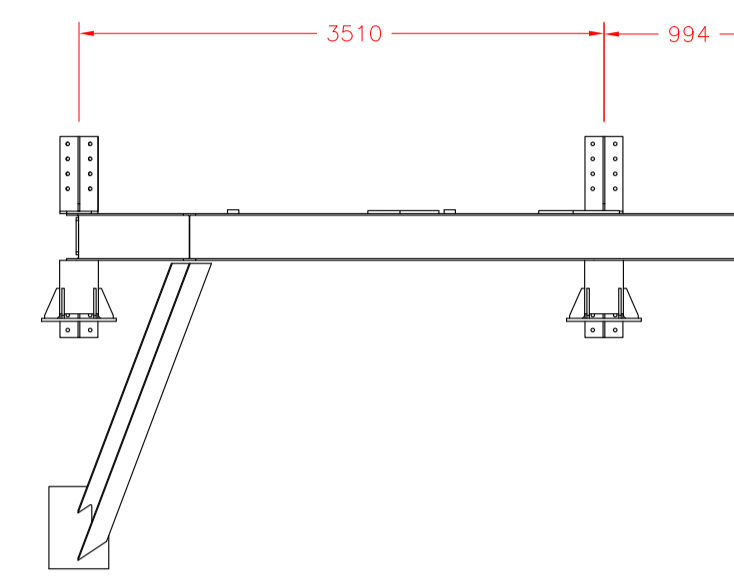
4060 Gibson Drive
 Tapp, Ohio 43071
 USA
 Phone: 614 669 3548
 Fax: 614 300 5404
 www.afstechnology.com

TITLE
**CEMENTOS PROGRESO – SAN GABRIEL
 KILN 1 TIRE FEED SYSTEM
 PLATFORM B GENERAL**

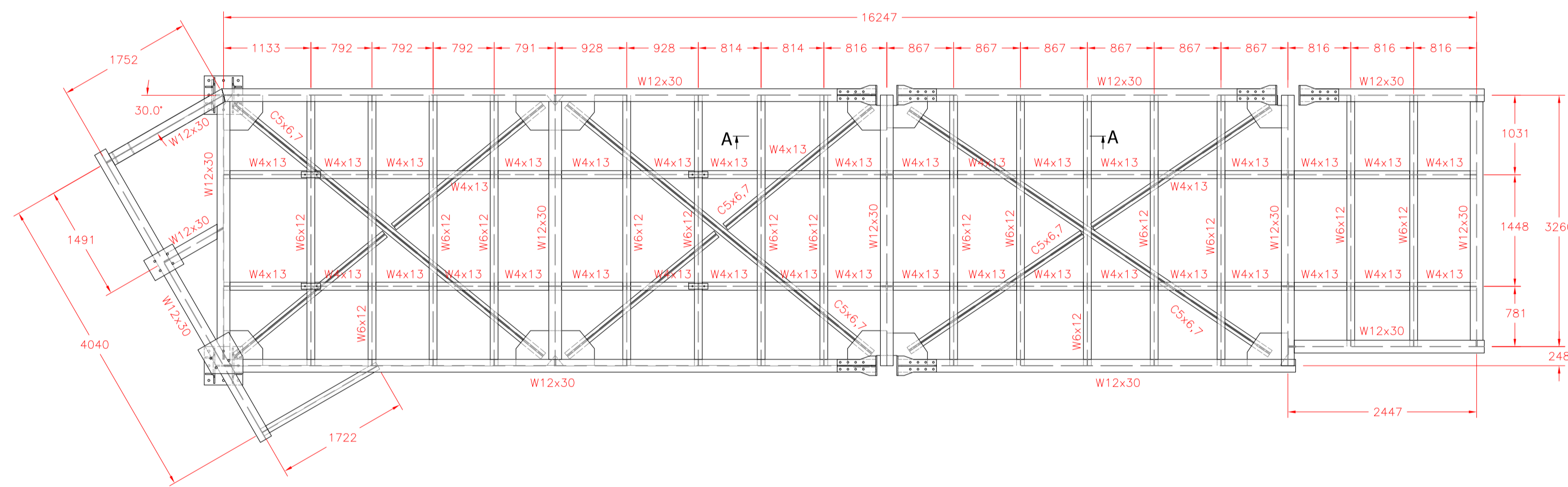
DRAWN BY RCG	SCALE 1:100	DATE 20180221
CHECKED BY	APPROVED	PROJECT#
DWG. NO. 1530SS301	SHEET NO. OF	



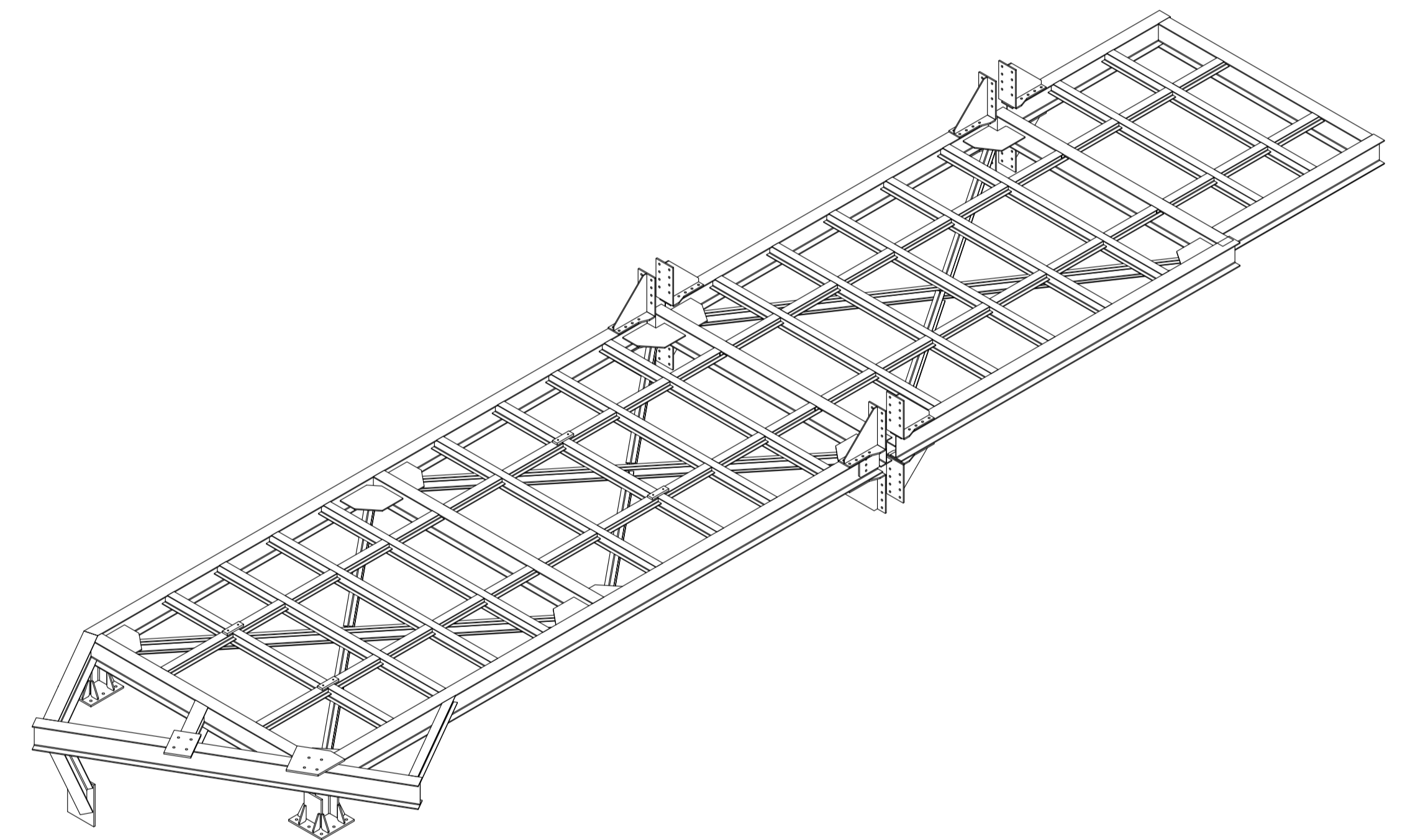
ELEVATION STRUCTURE PLATFORM B
Scl.: 1:50



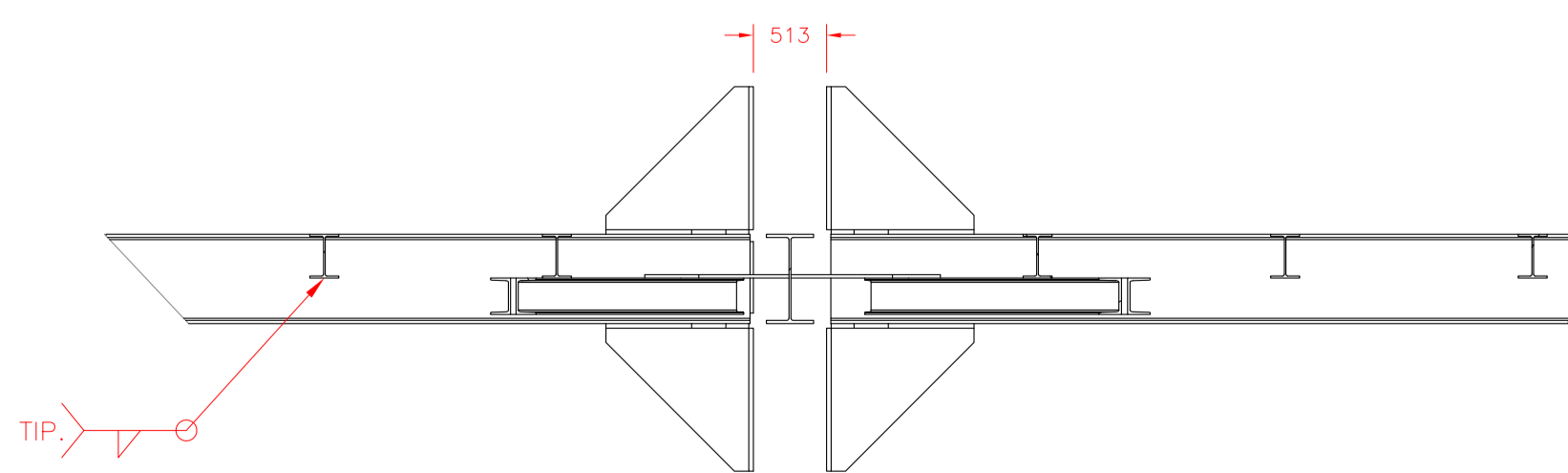
SIDE VIEW STRUCTURE PLATFORM B
Scl.: 1:50



VIEW PLANT STRUCTURE PLATFORM B
Scl.: 1:50



ISOMETRIC VIEW
Scl.: W:E



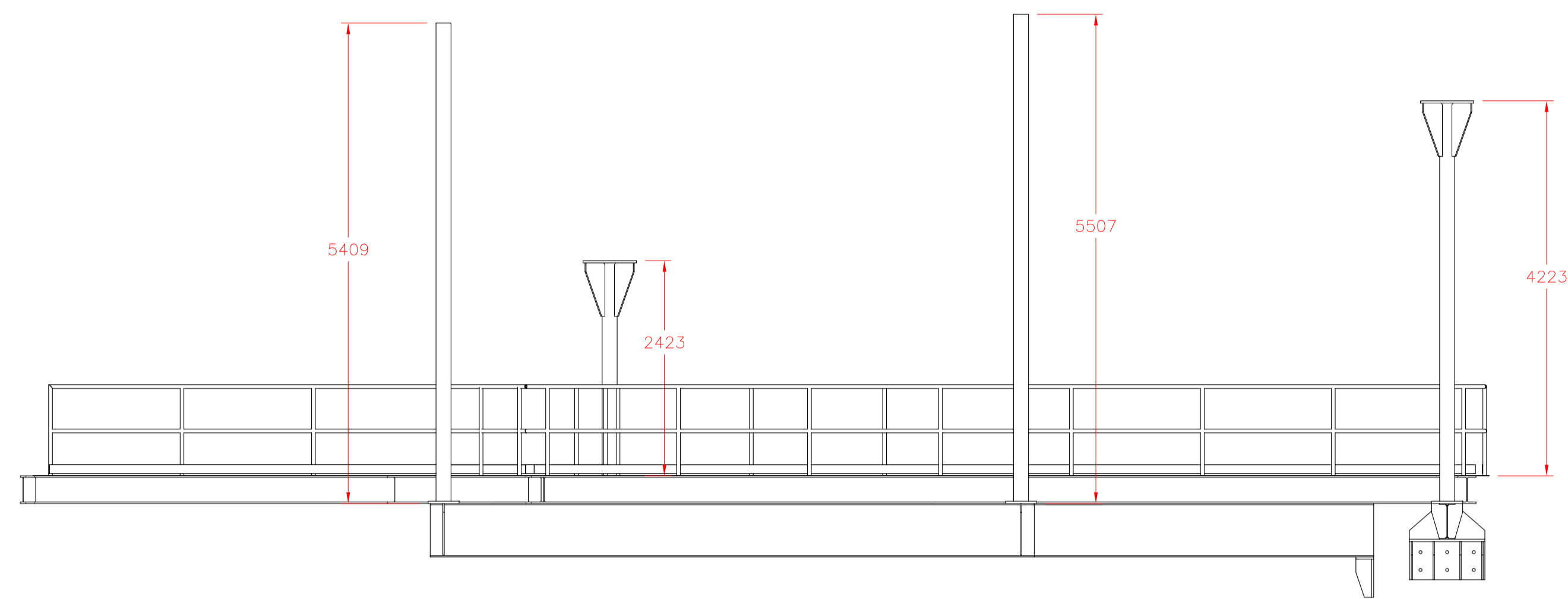
SECTION A-A
Scl.: 1:25

TOTAL WEIGHT = 6055 KG.

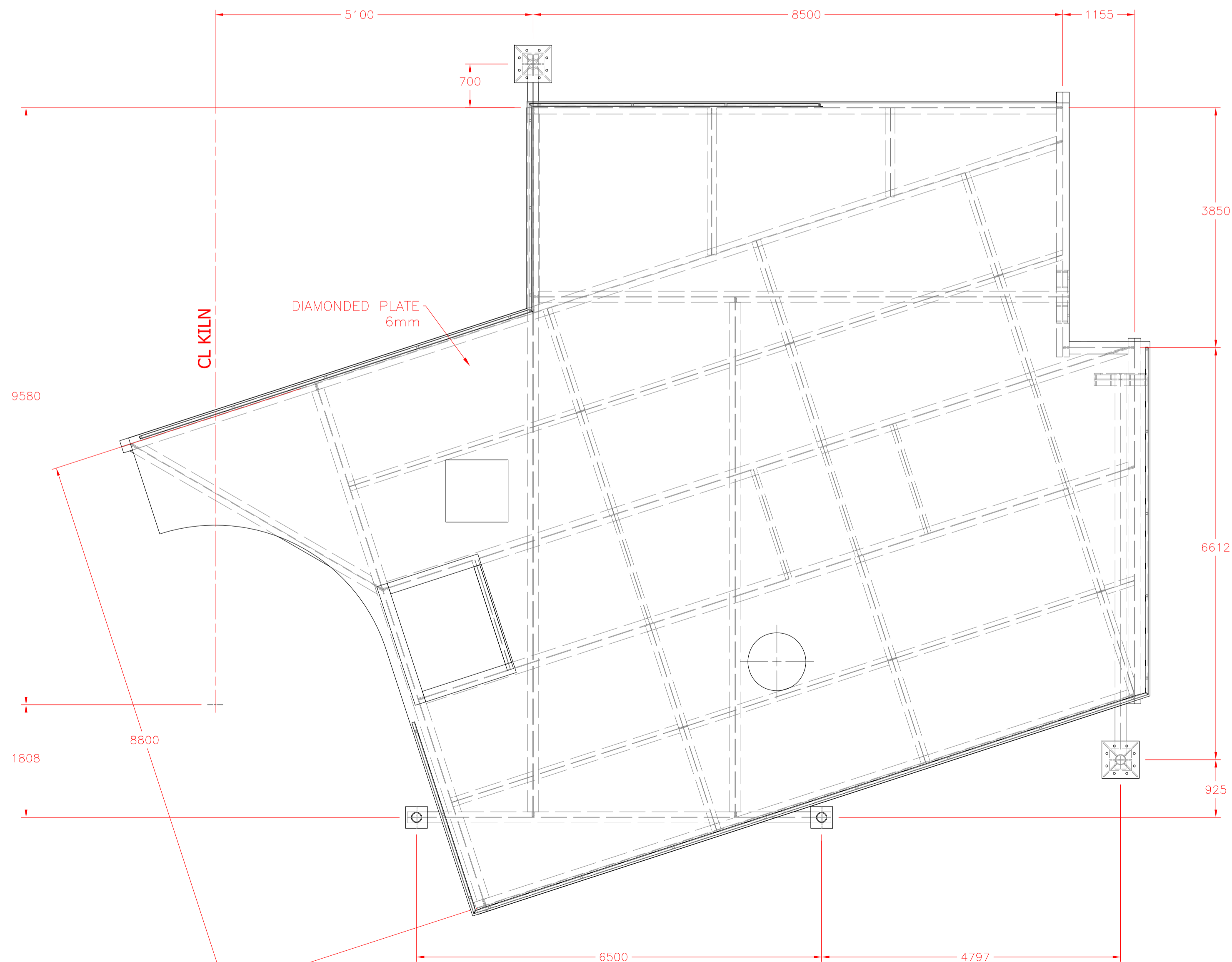
NOTES:
1. Unless otherwise noted, the following shall apply:
2. All hardware shall be minimum grade 5.8 and zinc plated.
3. Paint is to be Intercoat two-part epoxy with minimum 5 mil DFT.
4. All welds and corners are to be spot primed.

0.0	.75	∟	.75
0.00	.40	//	.75
0.000	.15	□	.75
—	—	—	.75
©	.75	∠	.75

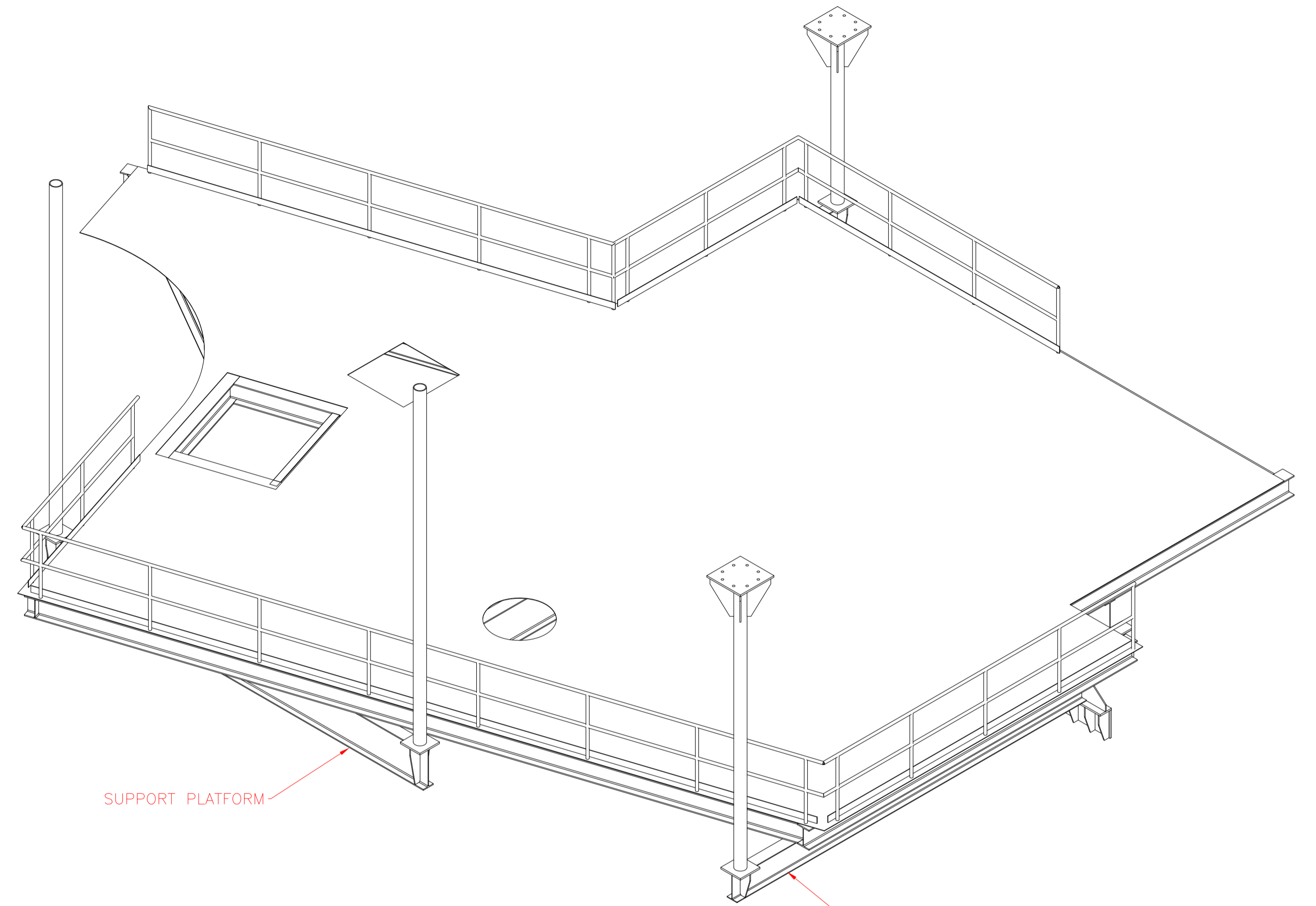
<small>The information contained herein is confidential and the property of AFS Technology, LLC. It is not intended for any publication and is issued with the understanding that no part thereof shall be communicated to a third party without written authorization from AFS Technology, LLC.</small>		
AFS technology <small>Alternative fuel system engineered for cement kilns</small>		<small>4060 Gibson Drive Tipp City, Ohio 45371 USA Phone: 937 669 3548 Fax: 858 300 5404 www.afstechnology.com</small>
TITLE CEMENTOS PROGRESO – SAN GABRIEL KILN 1 TIRE FEED SYSTEM PLATFORM B STRUCTURE		
DRAWN BY RCG	SCALE 1:50	DATE 20180221
CHECKED BY	APPROVED	PROJECT#
DWG. NO. 1530SS302	SHEET NO. OF	



ELEVATION PLATFORM C
 Scl.: 1:50



VIEW PLANT PLATFORM C
 Scl.: 1:50



ISOMETRIC VIEW
 Scl.: W:S

PLATFORM "C" STATIC LOADS

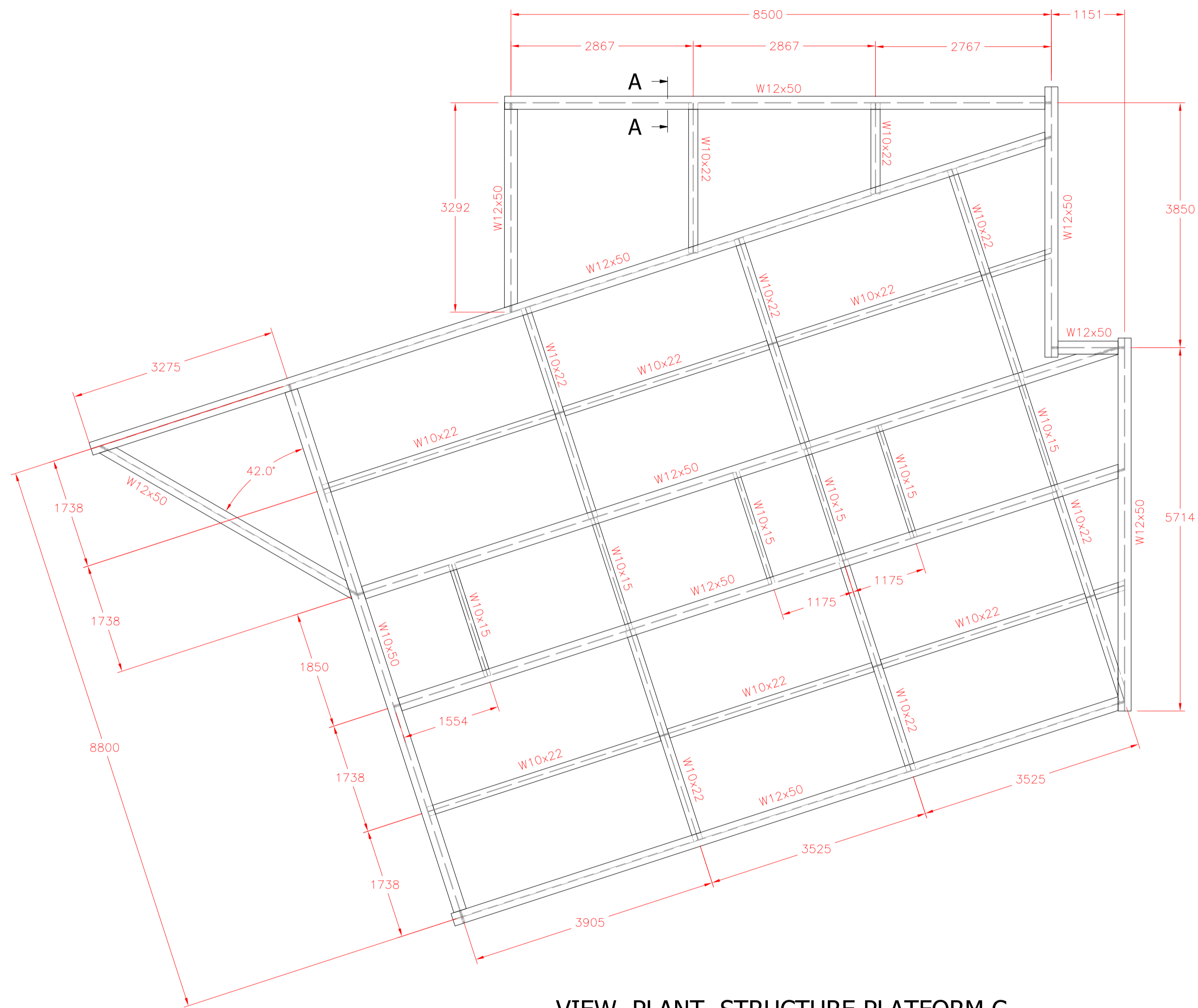
*STRUCTURAL WEIGHT = 20444 KG.
 AFS EQUIPMENT = 7000 KG.
 AFS ELECTRIC CONTAINER = 4000 KG.
 LIVE LOAD ON FLOOR = 31250 KG.
 ONLY FOR CALCULATIONS
 250 (Kg/m²).
 TOTAL WEIGHT = 62694 KG.

*INCLUDE PLATFORM STRUCTURE
 HAND RAIL, FLOOR, DIAMOND PLATE 6 (mm)
 HANGING AND BEAM SUPPORTS

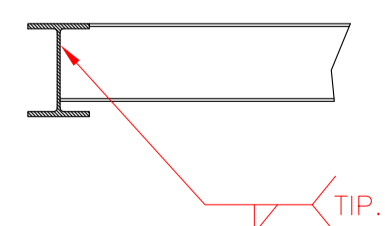
NOTES:
 Unless otherwise noted, the following shall apply:
 1.All hardware to be minimum grade 5.8 zinc plated.
 2.Holes to be drilled two-part epoxy with minimum 5 mil DFT.
 3.Surface prep to be SSPC 2/5.
 4.All welds and corners are to be spot primed.

0.0	.75	∟	.75
0.00	.40	//	.75
0.000	.15	□	.75
	—	—	.75
©	.75	∠	.75

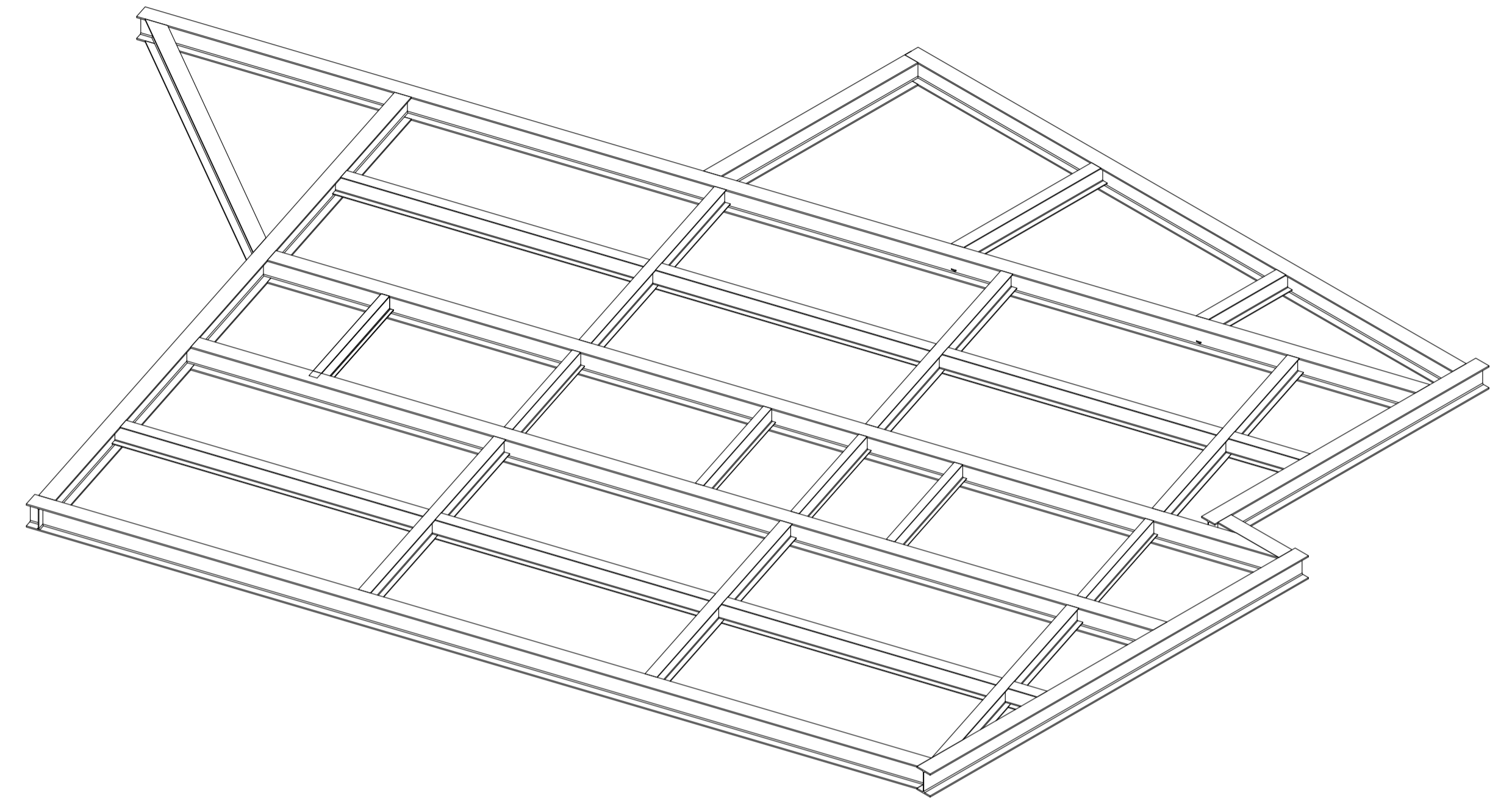
<p>The information contained herein is confidential and the property of AFS Technology, LLC. It is not intended for any publication and is issued with the understanding that no part thereof shall be communicated to a third party without written authorization from AFS Technology, LLC.</p>		
<p>AFS technology Alternative fuel system engineered for cement kilns</p>		<p>4060 Gibson Drive Tapp, Ohio 43271 USA Phone: 614 669 3548 Fax: 614 300 5404 www.afstechnology.com</p>
<p>TITLE CEMENTOS PROGRESO – SAN GABRIEL KILN 1 TIRE FEED SYSTEM PLATFORM C – GENERAL</p>		
DRAWN BY RCG	SCALE 1:50	DATE 22-02-2018
CHECKED BY	APPROVED	PROJECT#
DWG. NO. 1530SS401	SHEET NO. OF	



VIEW PLANT STRUCTURE PLATFORM C
 Scl.: 1:50



SECTION A-A
 Scl.: 1:10



ISOMETRIC VIEW
 Scl.: W:S

TOTAL WEIGHT = 8246 KG.

NOTES:

1. Unless otherwise noted, the following shall apply:
2. All hardware to be minimum grade 5.8 and zinc plated.
3. Surface prep to be SSPC 2/1.
4. All welds and corners to be spot primed.

0.0	.75	∟	.75
0.00	.40	//	.75
0.000	.15	□	.75
		—	.75
©	.75	∟	.75

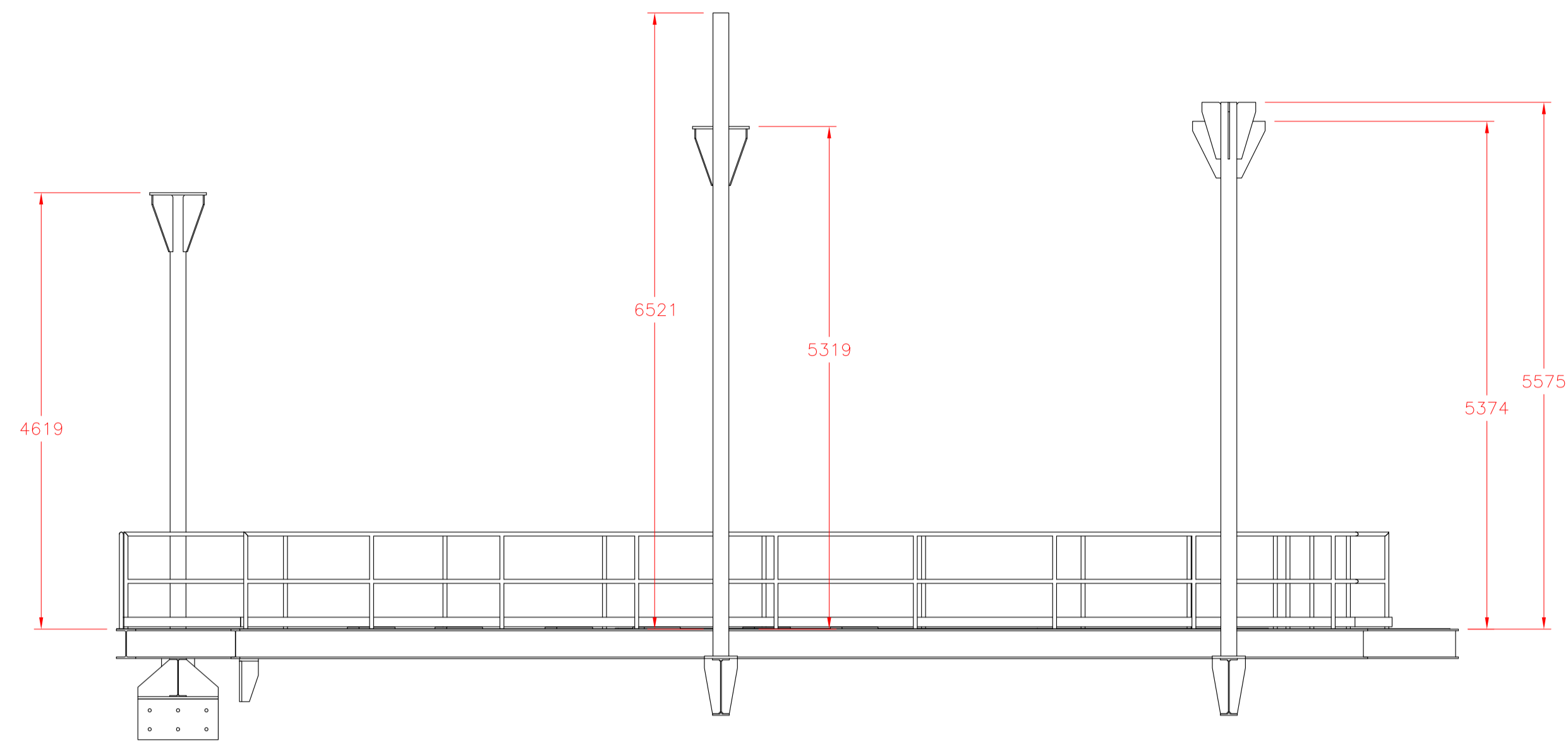
The information contained herein is confidential and the property of AFS Technology, LLC. It is not intended for any publication and is issued with the understanding that no part thereof shall be communicated to a third party without written authorization from AFS Technology, LLC.

AFS technology
 Alternative fuel system engineered for cement kilns

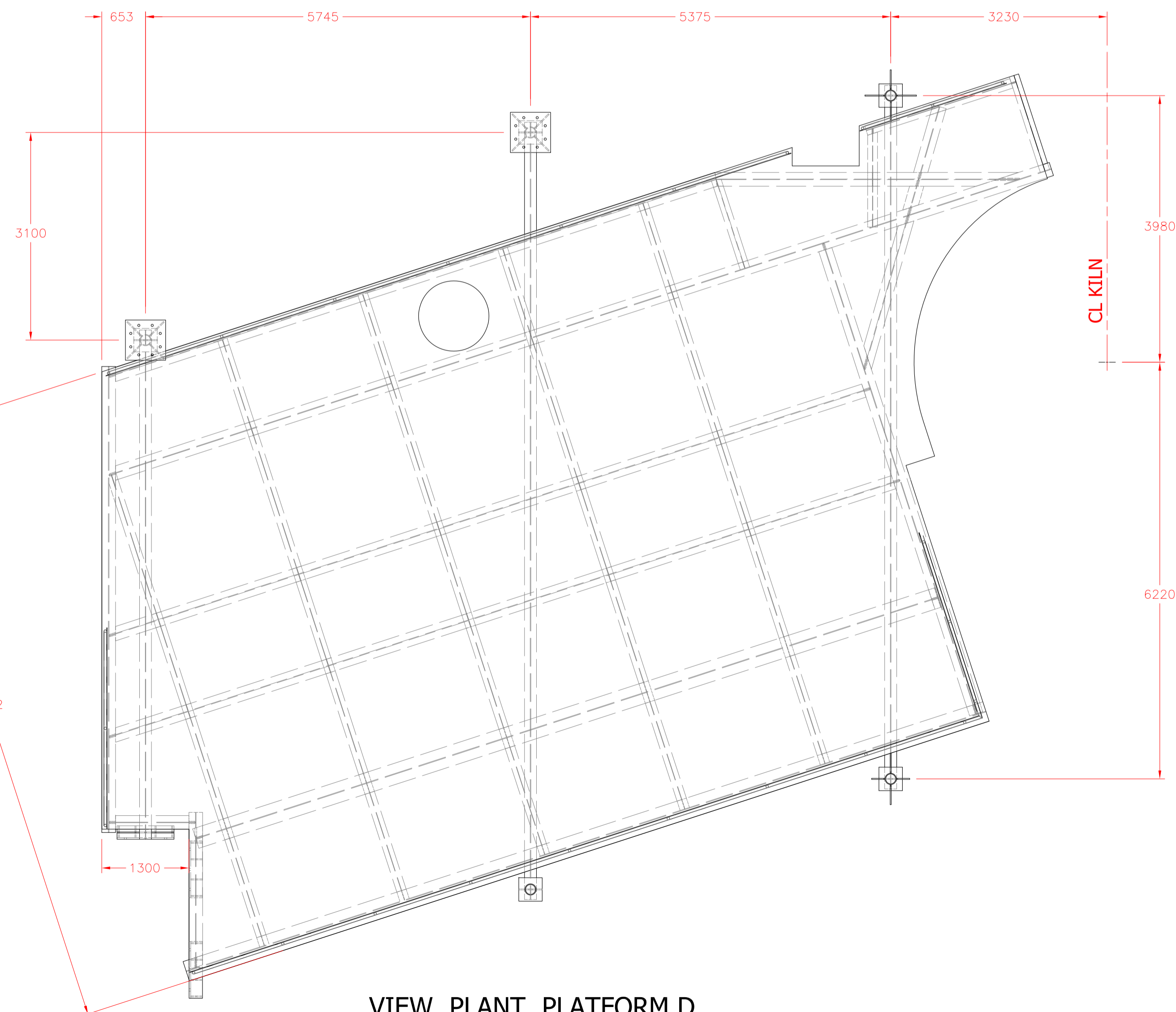
4060 Gibson Drive
 Togo, GA 31091-4371
 USA
 Phone: 837 669 3548
 Fax: 858 300 5404
 www.afstechnology.com

TITLE
 CEMENTOS PROGRESO – SAN GABRIEL
 KILN 1 TIRE FEED SYSTEM
 PLATFORM C – STRUCTURE PLATFORM

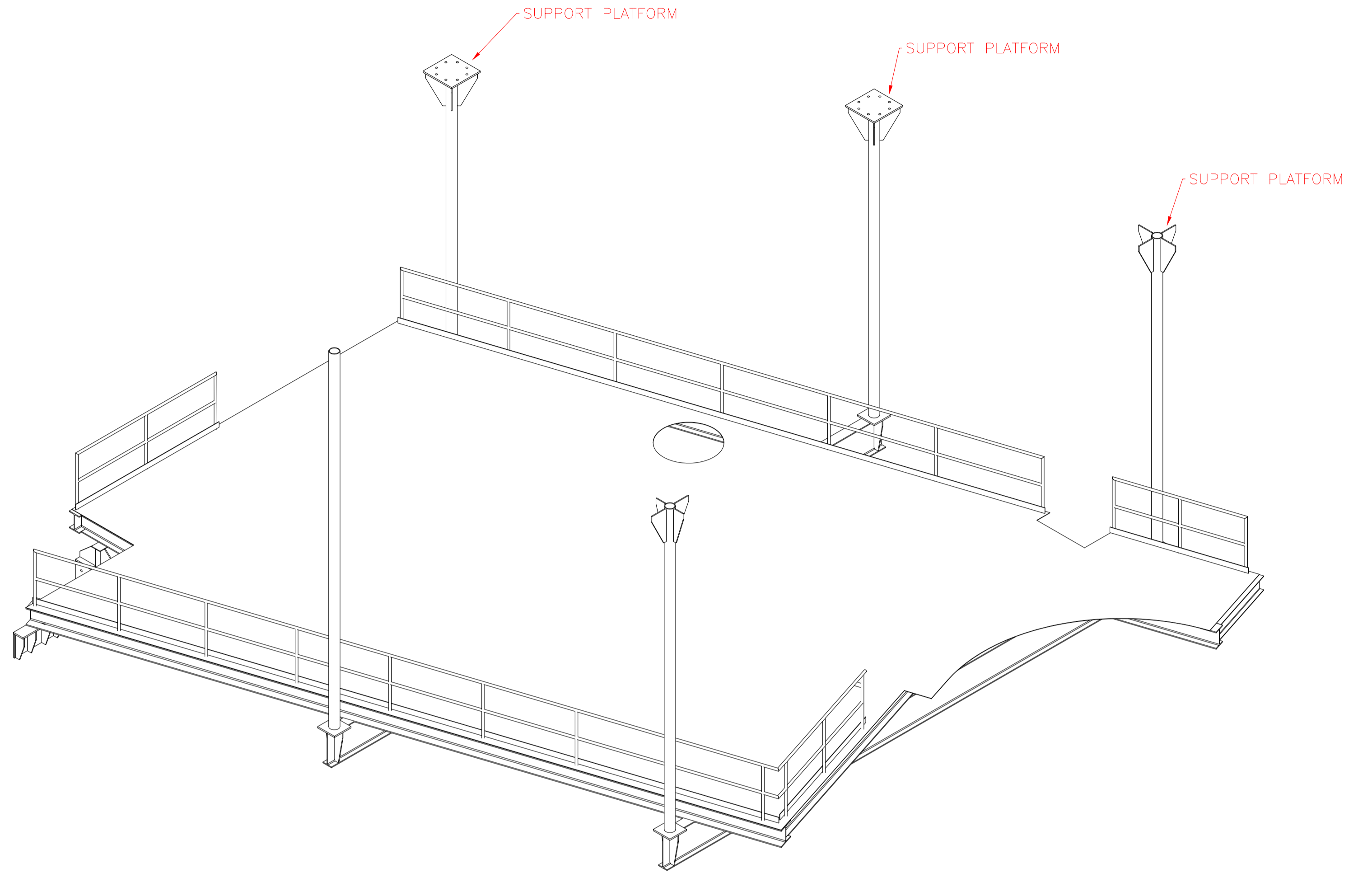
DRAWN BY RCG	SCALE 1:50	DATE 22-02-2018
CHECKED BY	APPROVED	PROJECT#
DWG. NO. 1530SS402	SHEET NO. OF	



ELEVATION PLATFORM D
 Scl.: 1:50



VIEW PLANT PLATFORM D
 Scl.: 1:50



ISOMETRIC VIEW
 Scl.: W:S

*INCLUDE PLATFORM STRUCTURE
 HAND RAIL, FLOOR, DIAMOND PLATE 6 (mm)
 HANGING AND BEAM SUPPORTS

PLATFORM "D" STATIC LOADS

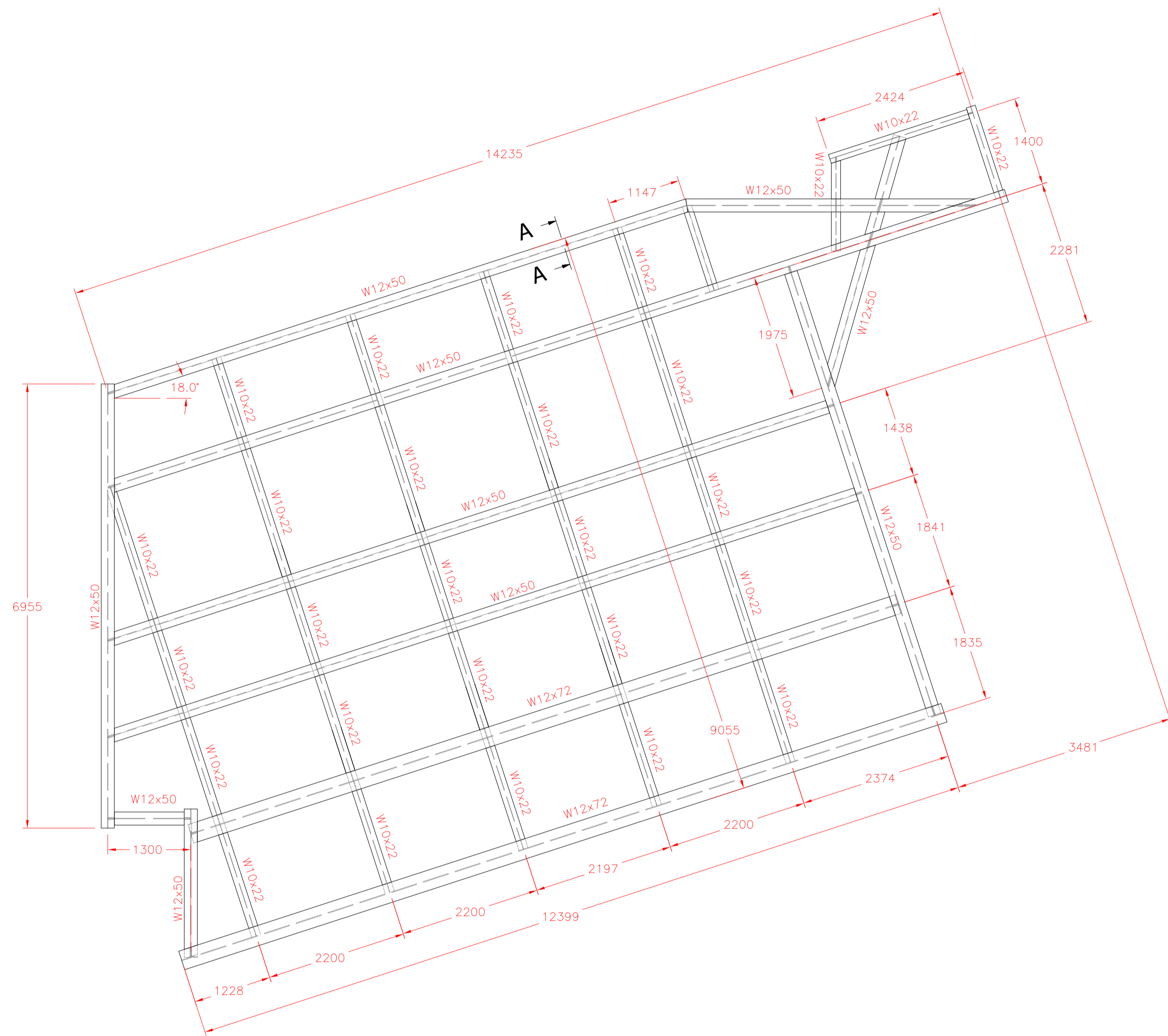
*STRUCTURAL WEIGHT = 20807 KG.
 AFS EQUIPMENT = 5500 KG.
 LIVE LOAD ON FLOOR = 25000 KG.
ONLY FOR CALCULATIONS
 250 (Kg/m²).
 TOTAL WEIGHT = 51307 KG.

NOTES:

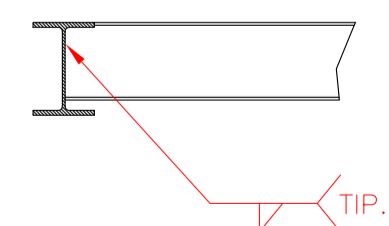
- Unless otherwise noted, the following shall apply:
- All hardware shall be minimum grade 5.8 and zinc plated.
- Welds shall be all-infrared two-part epoxy with minimum 5 mil DFT.
- Surface prep to be SSPC 2/5.
- All welds and corners are to be spot primed.

0.0	.75	∟	.75
0.00	.40	//	.75
0.000	.15	□	.75
	—	—	.75
∅	.75	∠	.75

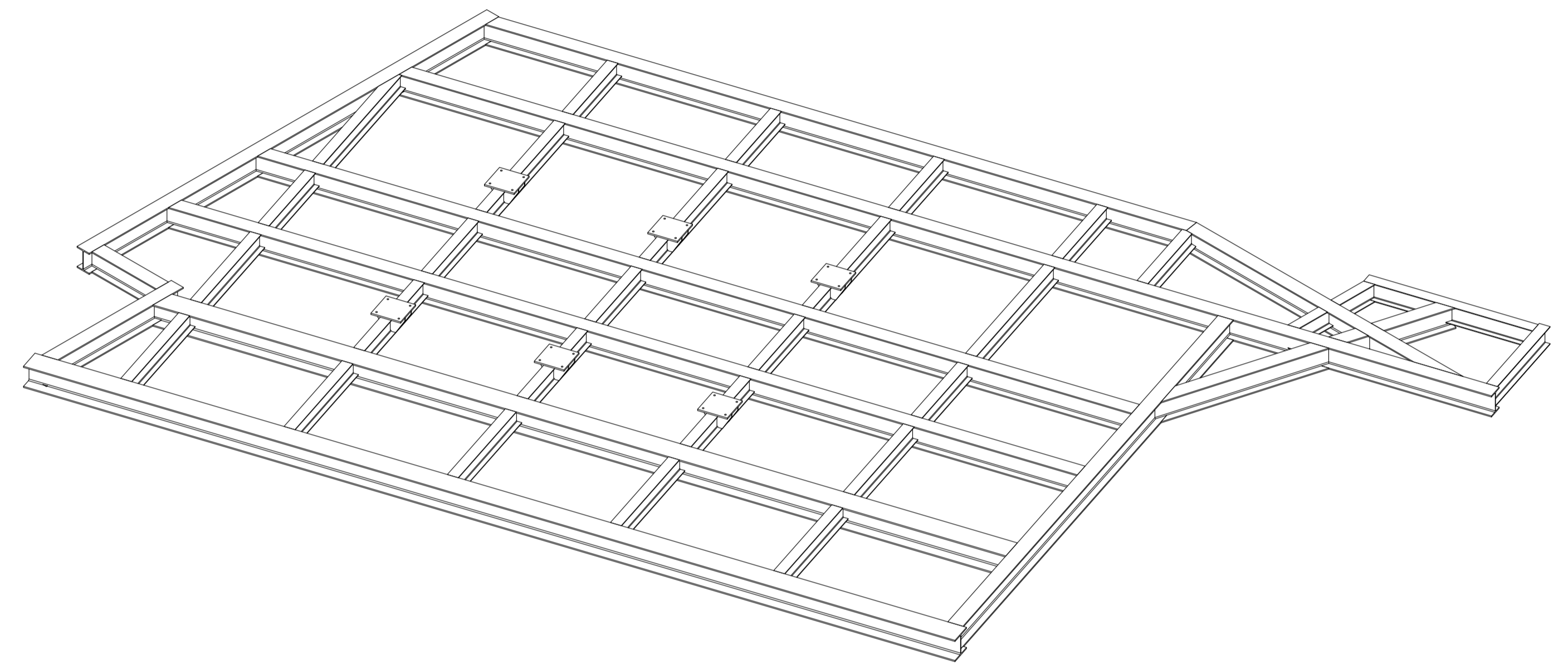
<small>The information contained herein is confidential and the property of AFS Technology, LLC. It is not intended for any publication and is issued with the understanding that no part thereof shall be communicated to a third party without written authorization from AFS Technology, LLC.</small>		
AFS technology <small>Alternative fuel system engineered for cement kilns</small>		<small>4060 Gibson Drive Tapp, Ohio 43271 USA Phone: 614 669 3548 Fax: 614 300 5404 www.afstechnology.com</small>
TITLE CEMENTOS PROGRESO – SAN GABRIEL KILN 1 TIRE FEED SYSTEM PLATFORM D – GENERAL		
DRAWN BY RCG	SCALE 1:50	DATE 22-02-2018
CHECKED BY	APPROVED	PROJECT#
DWG. NO.	1530SS501	SHEET NO.
		OF



VIEW PLANT STRUCTURE PLATFORM D
 Scl.: 1:50



SECTION A-A
 Scl.: 1:10



ISOMETRIC VIEW
 Scl.: W:S

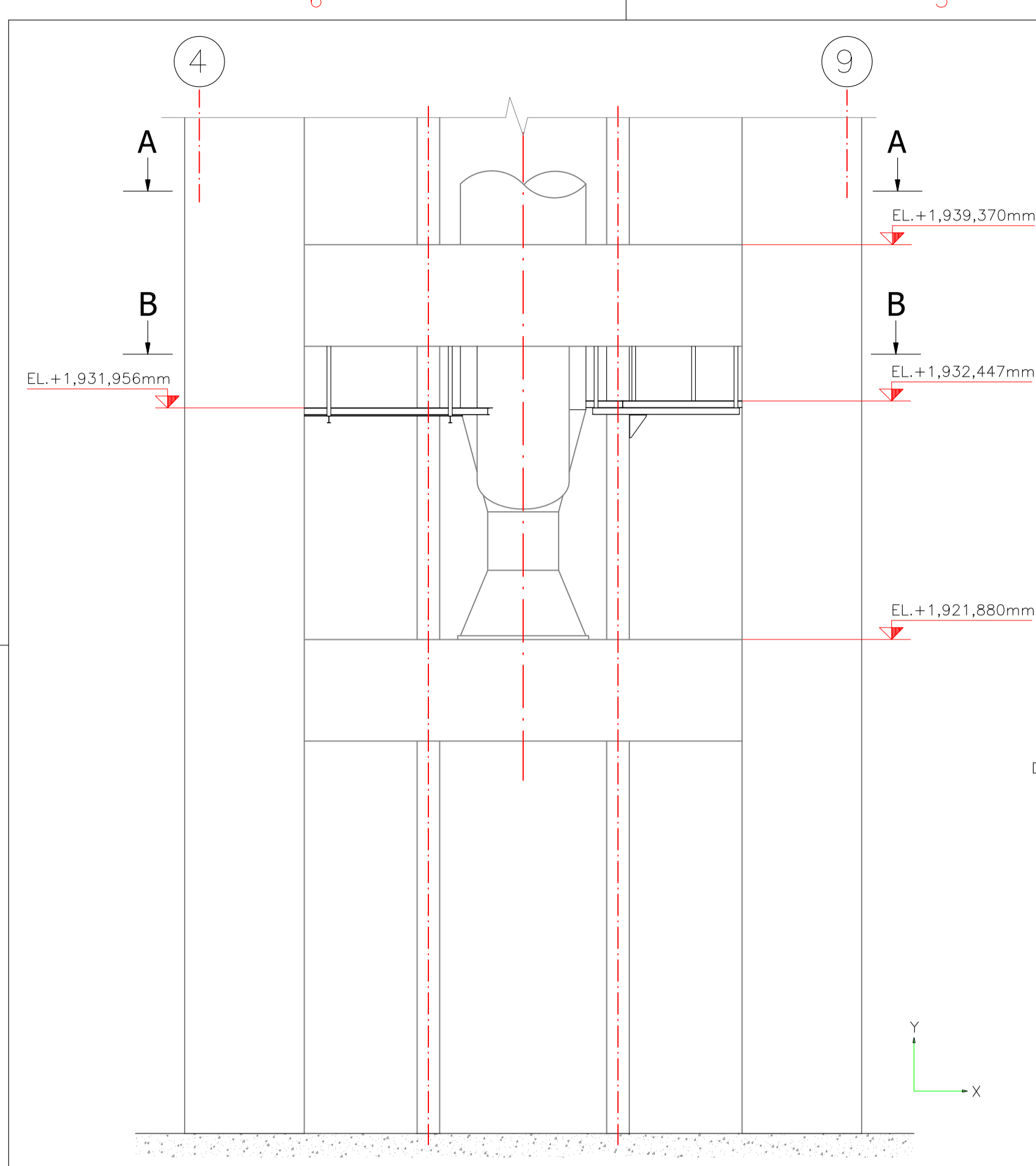
TOTAL WEIGHT = 9557 KG.

NOTES:

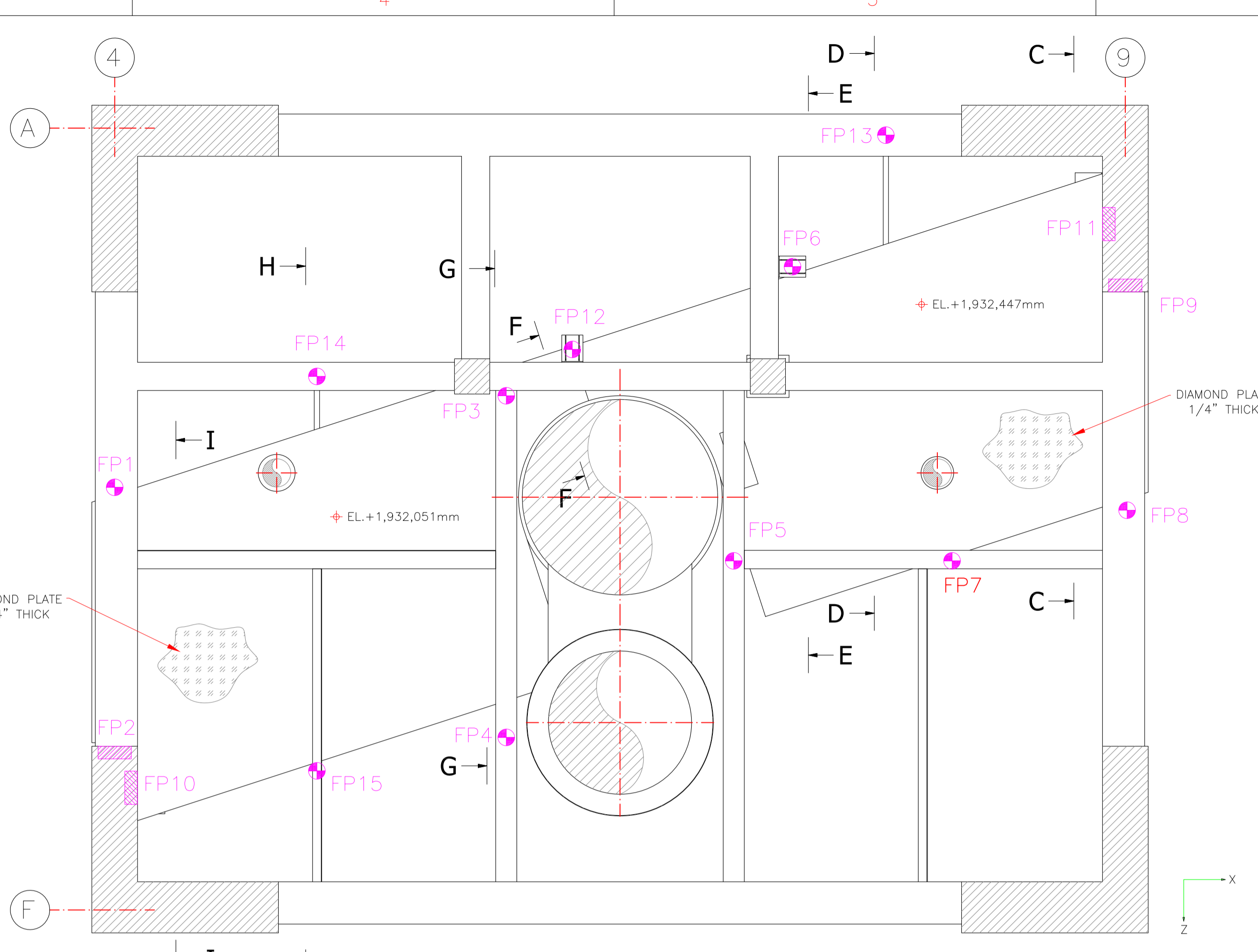
1. Unless otherwise noted, the following shall apply:
2. All dimensions to be minimum unless noted.
3. Surface prep to be SSPC 2/1.
4. All welds and corners are to be spot primed.

0.0	.75	∟	.75
0.00	.40	//	.75
0.000	.15	□	.75
—	—	—	.75
©	.75	∟	.75

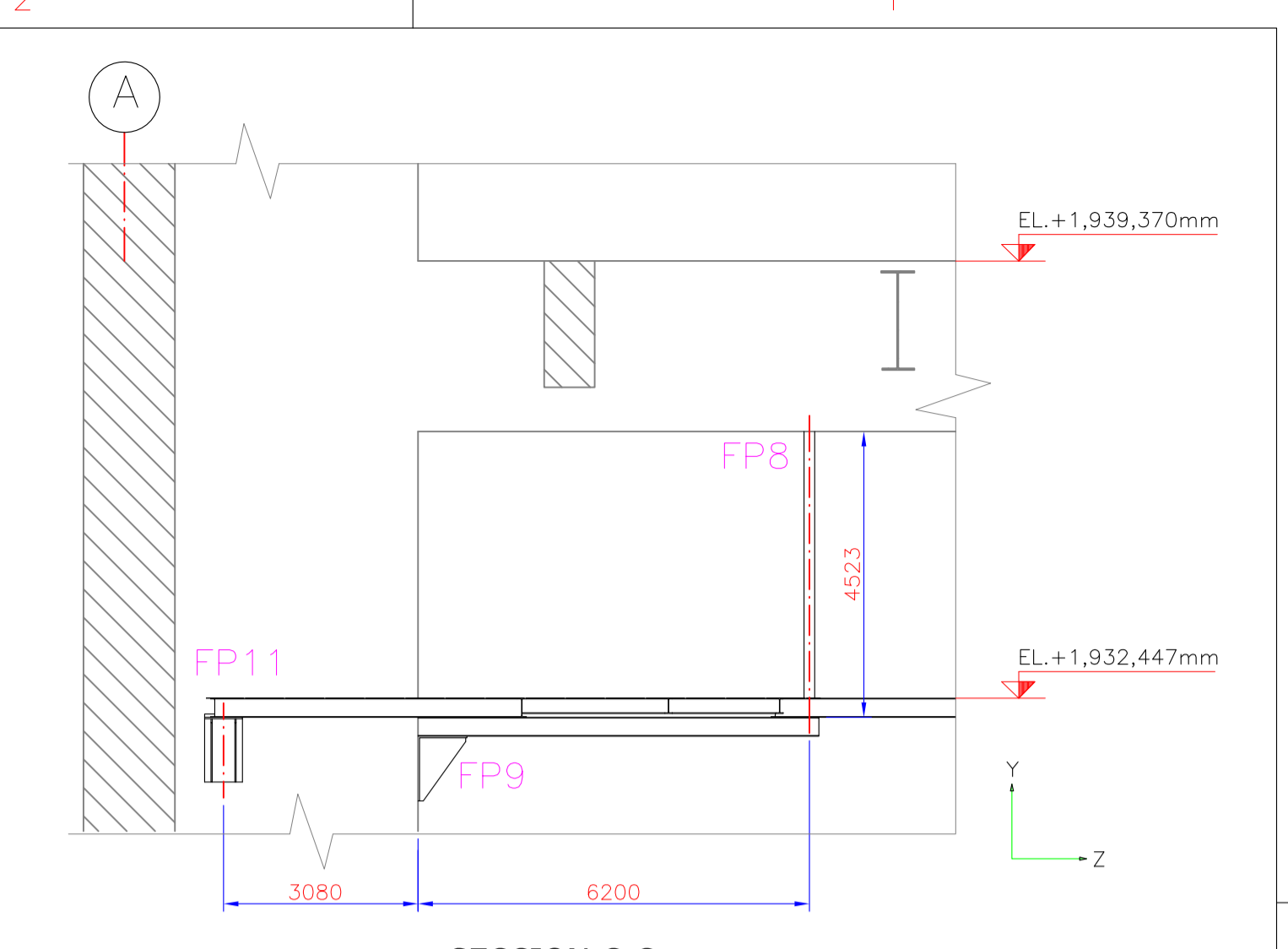
<small>The information contained herein is confidential and the property of AFS Technology, LLC. It is not intended for any publication and is issued with the understanding that no part thereof shall be communicated to a third party without written authorization from AFS Technology, LLC.</small>		
AFS technology <small>Alternative fuel system engineered for cement kilns</small>		<small>4060 Gibson Drive Tipp City, Ohio 45371 USA Phone: 937 669 3548 Fax: 858 300 5404 www.afstechnology.com</small>
TITLE CEMENTOS PROGRESO – SAN GABRIEL KILN 1 TIRE FEED SYSTEM PLATFORM D – STRUCTURE PLATFORM		
DRAWN BY RCG	SCALE 1:50	DATE 22-02-2018
CHECKED BY	APPROVED	PROJECT#
DWG. NO. 1530SS502	SHEET NO. OF	



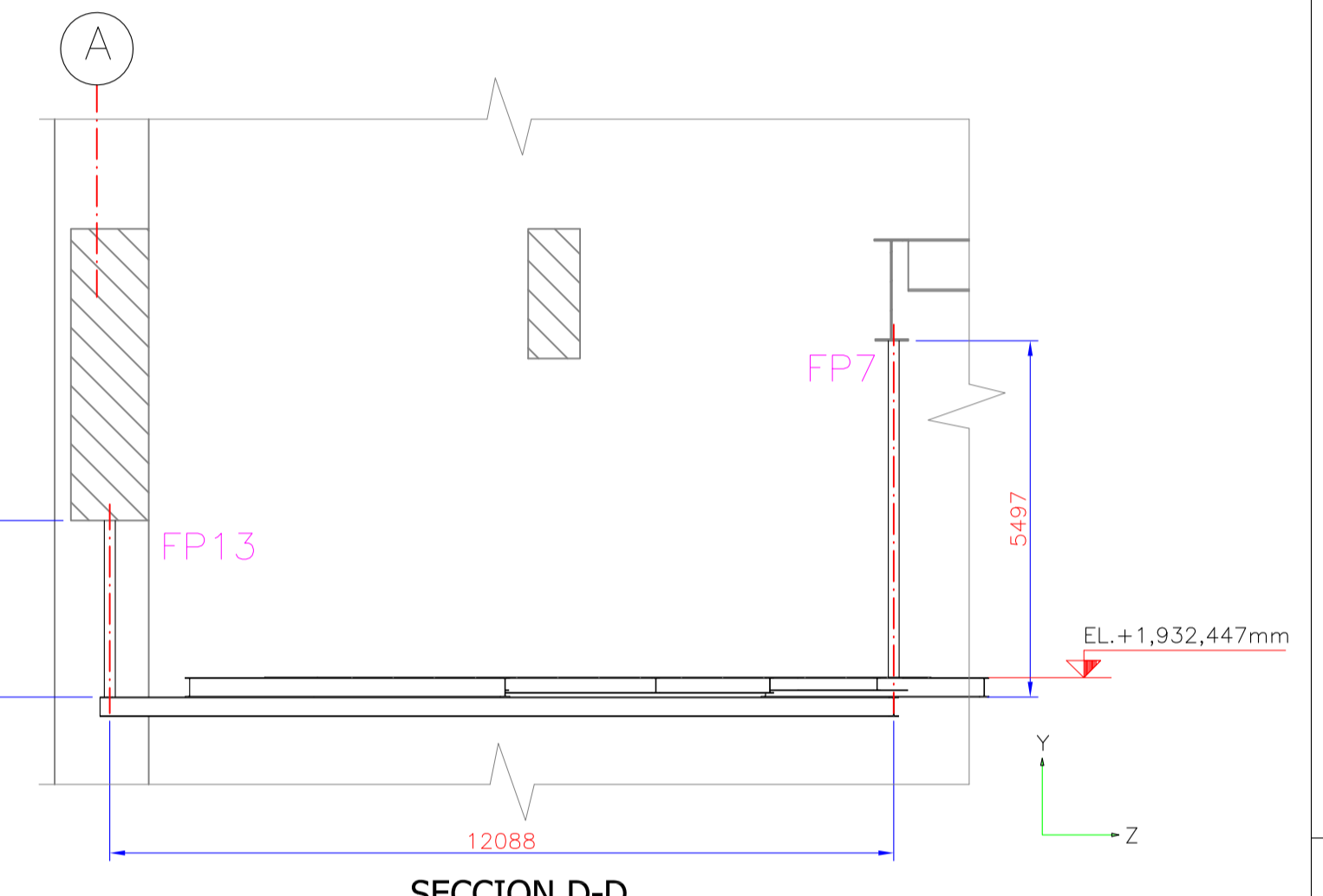
ELEVACION EJE F
Esc.: 1:200



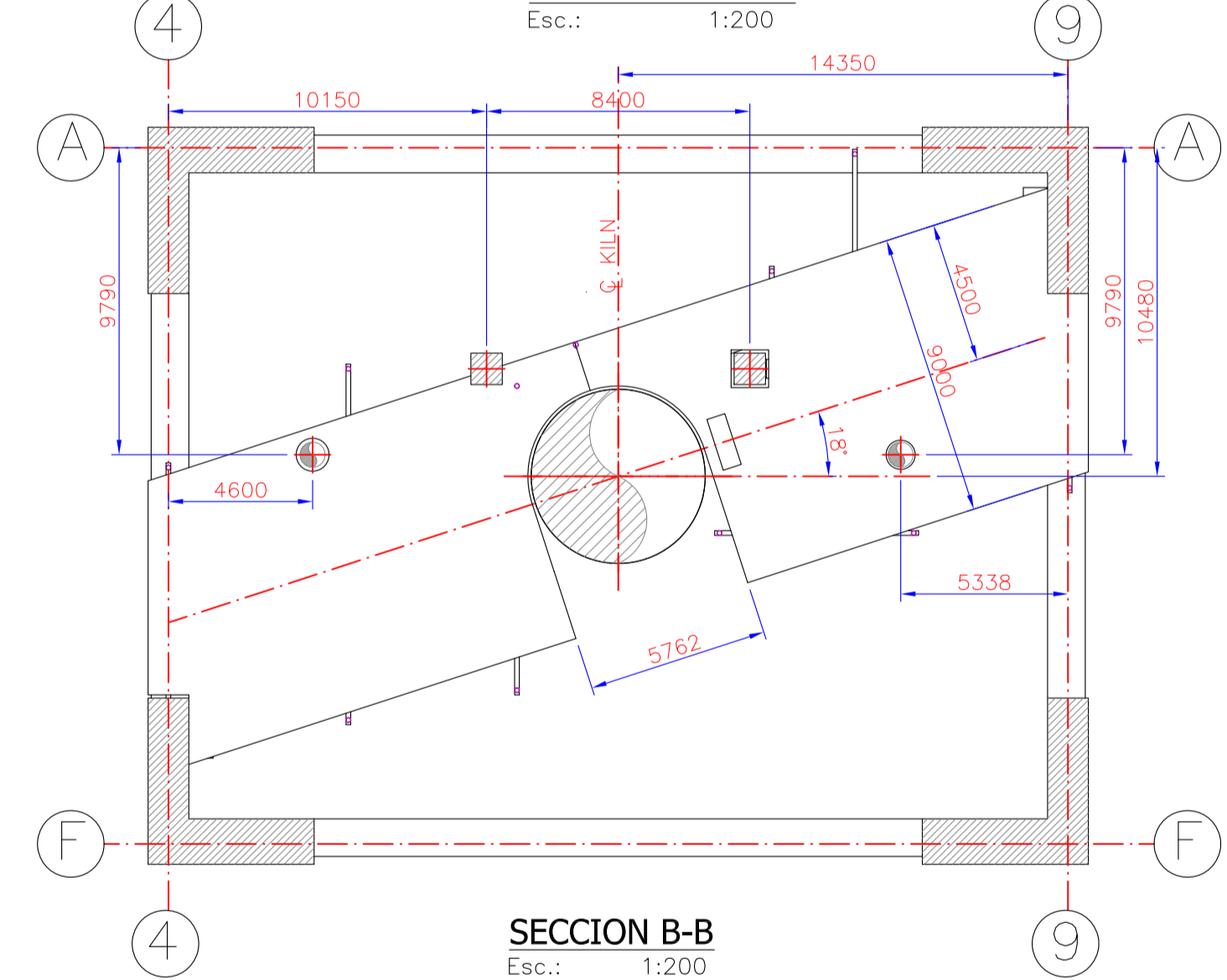
SECCION A-A
Esc.: 1:100



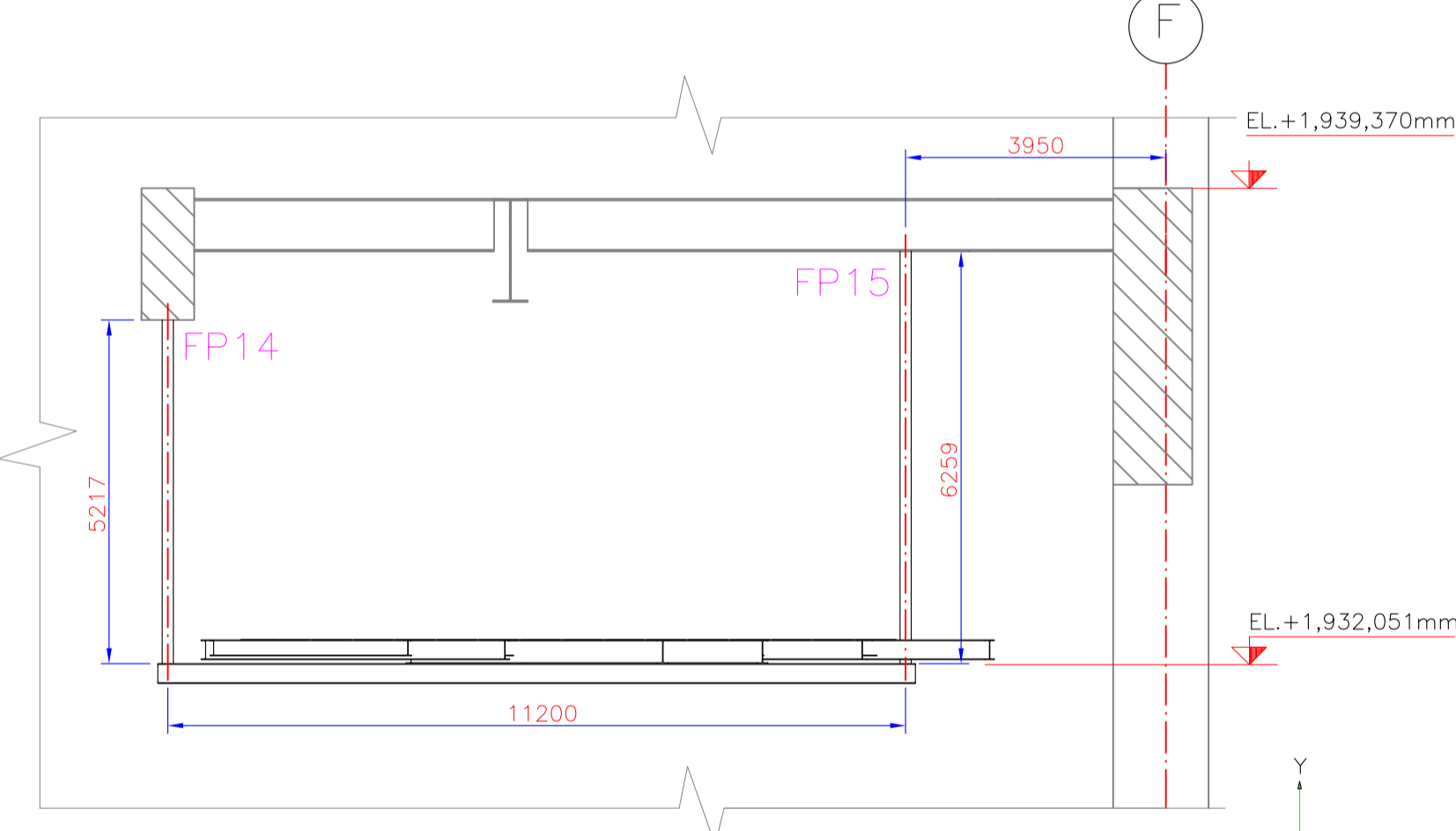
SECCION C-C
Esc.: 1:100



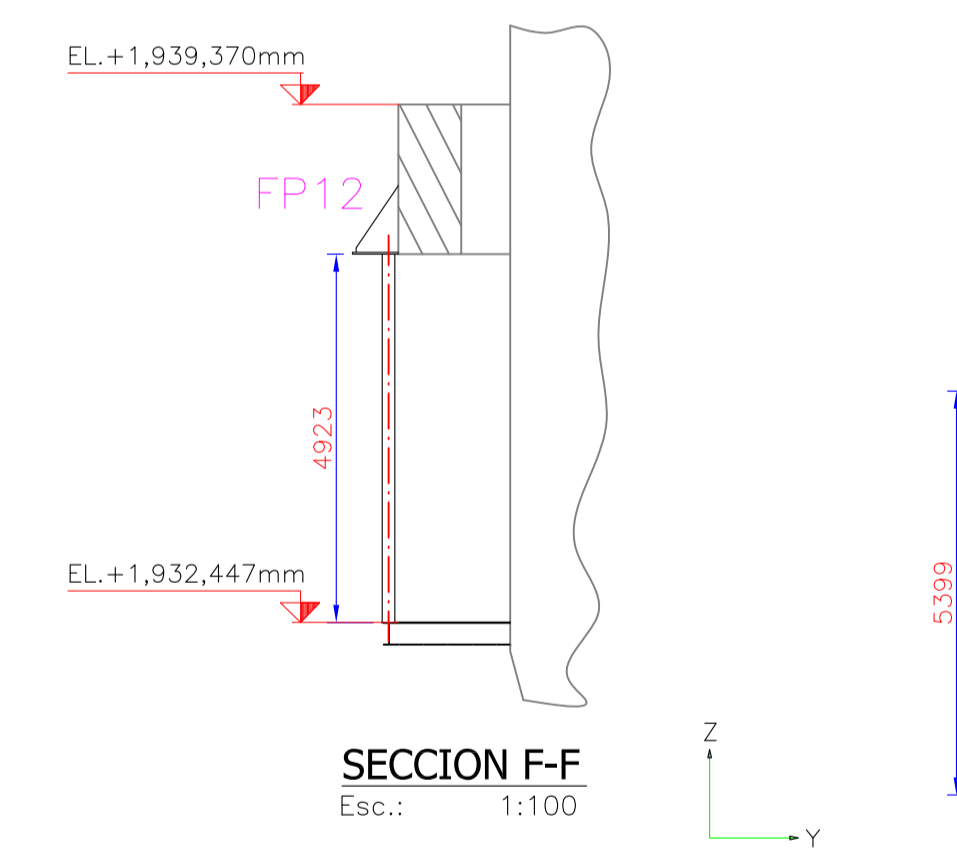
SECCION D-D
Esc.: 1:100



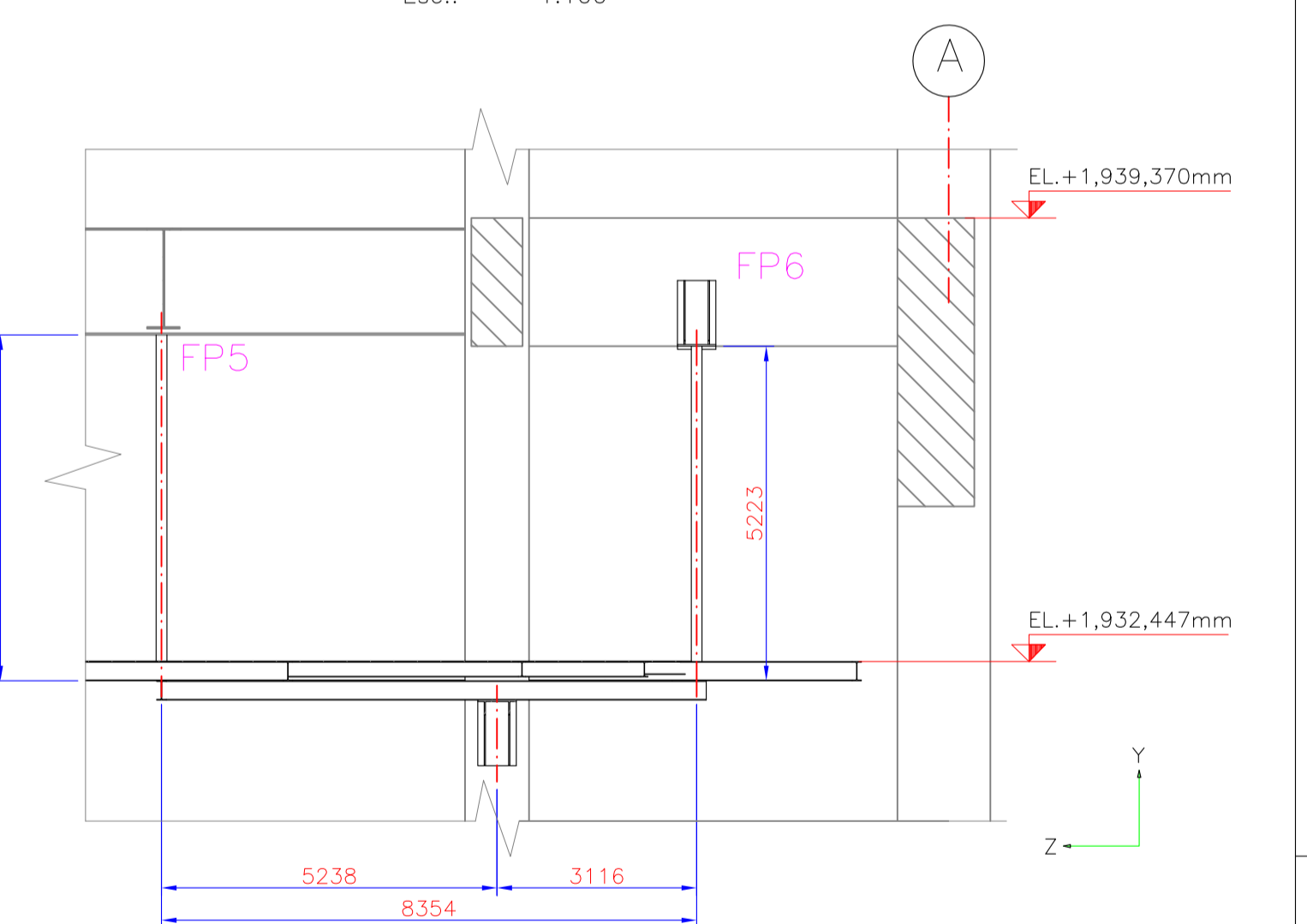
SECCION B-B
Esc.: 1:200



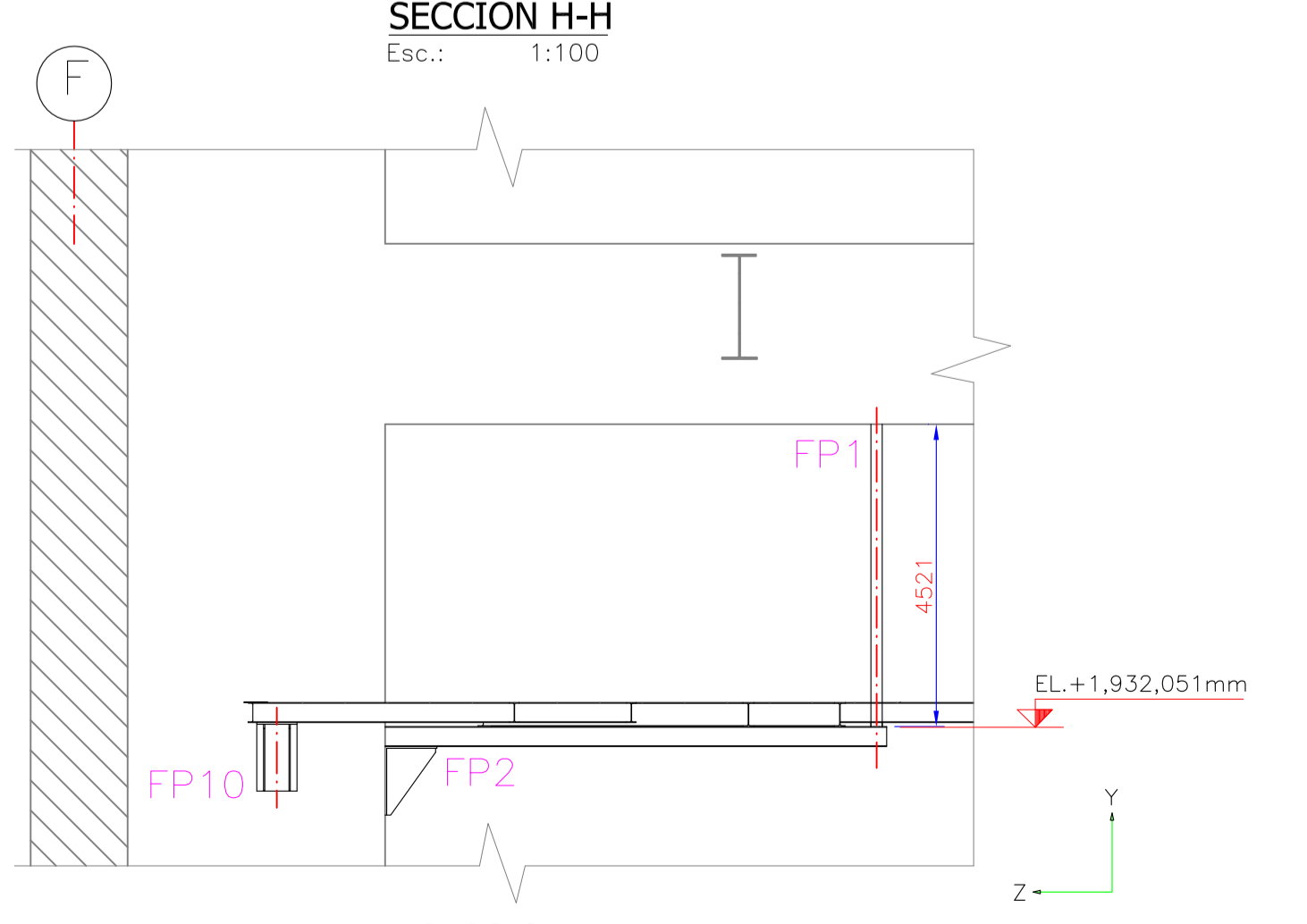
SECCION H-H
Esc.: 1:100



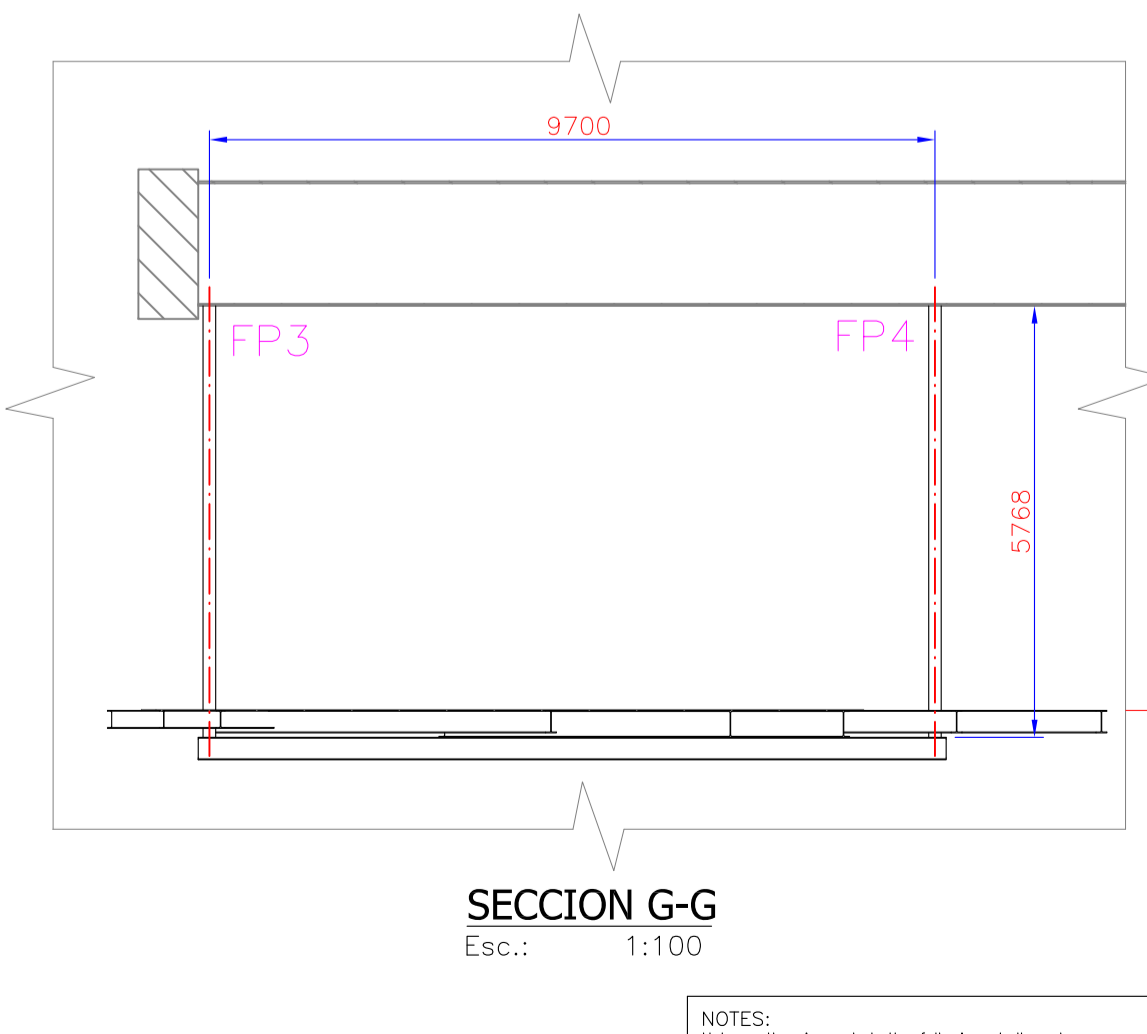
SECCION F-F
Esc.: 1:100



SECCION E-E
Esc.: 1:100



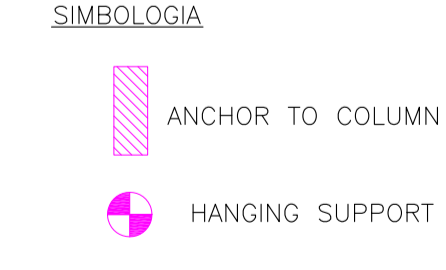
SECCION I-I
Esc.: 1:100



SECCION G-G
Esc.: 1:100

TABLE 1 STATIC LOAD PLATFORM & EQUIPMENT

FIXED POINT	REACTION FORCE			REACTION MOMENT				
	MAGNITUDE (N)	COMPONENT (N)		MAGNITUDE (Nm)	COMPONENT (Nm)			
FP1	23336.5	R1X	R1Y	5826.74	M1X	M1Y	378.808	
		0	23100		-3313.87	5814.28		38.3929
		R2X	R2Y		R2Z	M2X		M2Y
FP2	72790.5	935.745	72767.5	-1575.98	118332	-1602.22	-266.391	
		R3X	R3Y	R3Z	M3X	M3Y	M3Z	
		0	79162.5	-11843.3	22108.6	22108.5	-64.148	31.5411
FP3	80043.5	R4X	R4Y	R4Z	M4X	M4Y	M4Z	
		0	42490.9	-10527.6	21178.9	-21178.6	0	116.362
		R5X	R5Y	R5Z	M5X	M5Y	M5Z	
FP5	67631	-2478.74	67584.1	442.92	5548.85	-1034.65	-609.232	-5417.39
		R6X	R6Y	R6Z	M6X	M6Y	M6Z	
		211.4	60123.8	-691.097	1766.07	210.843	-311.568	1725.54
FP6	60128.2	R7X	R7Y	R7Z	M7X	M7Y	M7Z	
		1168.12	47967.5	670.697	2577.53	-1485.6	559.626	2030.64
		R8X	R8Y	R8Z	M8X	M8Y	M8Z	
FP8	25905.7	-346.062	25898.5	502.759	1719.05	-826.621	-131.614	-1501.51
		R9X	R9Y	R9Z	M9X	M9Y	M9Z	
		1746.03	13621.7	-281.015	8746.71	-8716.29	-726.834	54.6268
FP9	13736	R10X	R10Y	R10Z	M10X	M10Y	M10Z	
		-564.157	10947.8	-638.133	7459.63	5610.49	528.629	-4887.65
		R11X	R11Y	R11Z	M11X	M11Y	M11Z	
FP11	9948.03	-1706.05	9852.19	-1699.43	2777.47	87.5794	-2775.26	36.0752
		R12X	R12Y	R12Z	M12X	M12Y	M12Z	
		-2787.05	24804.9	-2034.21	3193.93	1109.76	614.868	-2931.13
FP12	25043.7	R13X	R13Y	R13Z	M13X	M13Y	M13Z	
		1186.47	26981.3	-6176.02	6678.31	5234.32	1278.26	3945.6
		R14X	R14Y	R14Z	M14X	M14Y	M14Z	
FP14	24032.5	0	23885.5	-2653.82	5358.58	5356.33	10.086	155.029
		R15X	R15Y	R15Z	M15X	M15Y	M15Z	
		0	26127.9	2353.59	5705.41	-5704.96	-14.1711	-70.6699



NOTES:
 1. Unless otherwise noted, the following shall apply:
 2. All dimensions are to be minimum gross size and zinc plated.
 3. Surface prep to be SSPC 2/S.
 4. All welds and corners are to be spot primed.

0.0	.75	∟	.75
0.00	.40	//	.75
0.000	.15	□	.75
—	—	—	.75
∅	.75	Z	.75

The information contained herein is confidential and the property of AFS Technology, LLC. It is not intended for any publication and is issued with the understanding that no part thereof shall be communicated to a third party without written authorization from AFS Technology, LLC.

AFS technology
 Alternative fuel system engineered for cement kilns

4060 Gibson Drive
 Togo, GA 30780
 USA
 Phone: 877 669 3548
 Fax: 858 300 5404
 www.afstechnology.com

TITLE
 SAN GABRIEL CEMENT
 TIRE FEED SYSTEM
 PLATFORM LEVEL EL.+1,932,447mm/EL.+1,931,956mm

DRAWN BY R.C.G SCALE 1:150 DATE 2016 AUG 25

CHECKED BY APPROVED PROJECT#

DWG. NO. 1530LB101 SHEET NO. OF